

BlackRock Science and Technology Trust II (BSTZ), is a limited-term closed-end equity fund. BSTZ commenced operations with the investment objectives of providing total return and income through a combination of current income, current gains and long-term capital appreciation. Under normal market conditions, the Trust will invest at least 80% of its total assets in equity securities issued by U.S. and non-U.S. science and technology companies in any market capitalization range, selected for their rapid and sustainable growth potential from the development, advancement and use of science and/or technology. As part of its investment strategy, the Trust intends to employ a strategy of writing (selling) covered call options on a portion of the common stocks in its portfolio.

KEY FACTS

Size of Fund (Millions)	\$2,019.4M
Managed Assets	\$2,019.4M
Share Class Launch Date	06/25/2019
Asset Class	Equity
Morningstar Category	Technology
Lipper Classification	Sector Equity Funds
NAV Per Share	25.86
Share Price	22.67
Premium/Discount	-12.34%
Number of Holdings	102
Dividend Frequency	-
Distribution Rate**	5.29%

Managed Assets means the total assets of the Trust (including any assets attributable to leverage) minus the sum of accrued liabilities (other than debt representing financial leverage). Distribution Rate is calculated by annualizing the most recent distribution and dividing by the fund's market price from the as-of-date.

TOP HOLDINGS (%)²

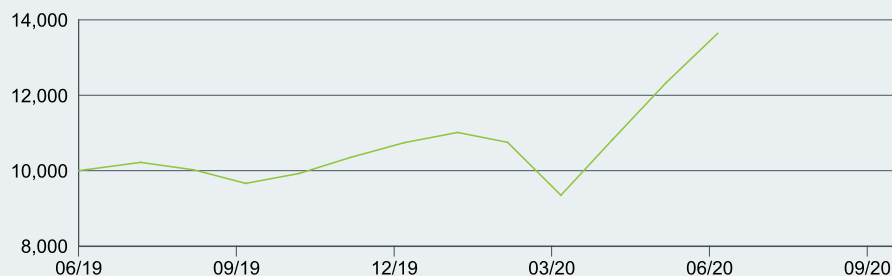
TESLA INC	2.30
SHOPIFY INC	2.14
TWILIO INC	2.08
LASERTEC CORP	1.88
PROJECT SIBELIUS	1.76
KAKAO CORP	1.76
SQUARE INC	1.68
DELIVERY HERO SE	1.59
RINGCENTRAL INC	1.54
MEITUAN DIANPING	1.50
Total of Portfolio	18.23

DISTRIBUTION HISTORY

Ex-Date	Total Distribution
06/12/20	\$0.100000
05/14/20	\$0.100000
04/14/20	\$0.100000
03/13/20	\$0.100000
02/13/20	\$0.100000
01/14/20	\$0.100000

Past distributions are not indicative of future distributions. **Distributions may include a return of capital. Please refer to the "Tax Information" section of the BlackRock website for Section 19 notices that provide estimated amounts and sources of the fund's distributions, which should not be relied upon for tax reporting purposes.

GROWTH OF A HYPOTHETICAL \$10,000



Source: Lipper. Data reflects different methodology from the BlackRock calculated returns in the Returns tab. The \$10,000 Hypothetical Over Time chart reflects a hypothetical \$10,000 investment in the investor class of shares noted and does not assume the max sales charge. Had sales charge been included, returns would have been lower. The chart uses total return NAV performance and assumes reinvestment of dividends and capital gains. Fund expenses, including 12b-1 fees, management fees and other expenses were deducted. Performance for other share classes will vary.

HISTORICAL PREMIUM/DISCOUNT



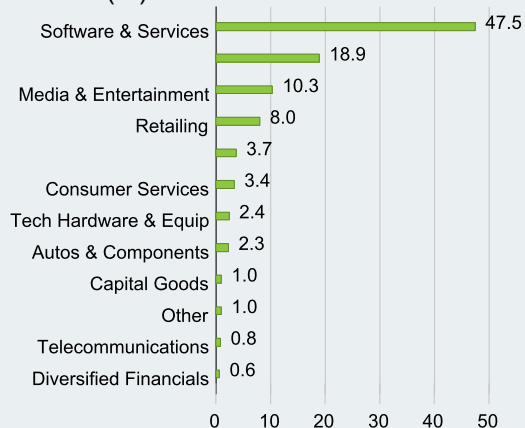
Premium-discount graph illustrates the amount by which the market price trades above or below net asset value.

PERFORMANCE

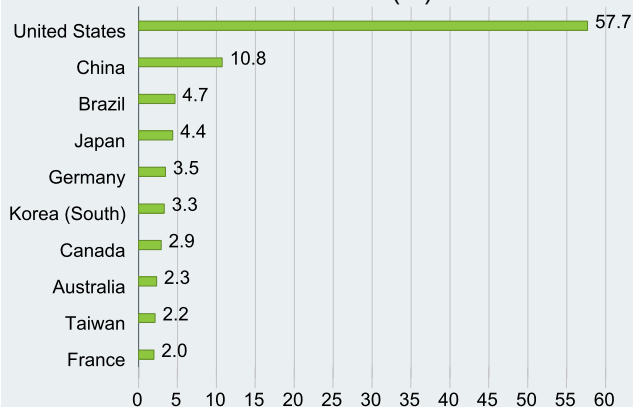
	1 Year	3 Year	5 Year	10 Year	Since Inception
Net Asset Value	36.13%	N/A	N/A	N/A	36.20%
Market Price	15.10%	N/A	N/A	N/A	19.53%

Returns for less than one year are not annualized. Performance data quoted represents past performance of common shares and does not guarantee future results. Investment return and principal value of an investment will fluctuate so that an investor's shares may be worth more or less than the original cost. The fund's market price and net asset value will fluctuate with market conditions. All return data assumes reinvestment of all distributions. Current performance may be lower or higher than the performance data quoted. For more information, please refer to www.blackrock.com. Returns are shown net of advisory fees paid by the fund and net of the fund's operating fees and expenses. Investors who purchase shares of the fund through an investment adviser or other financial professional may separately pay a fee to that service provider. Past performance is not indicative of future results. If a Fund estimates that it has distributed more than its income and net realized capital gains in the current fiscal year, a portion of its distribution may be a return of capital. A return of capital may occur, for example, when some or all of a shareholder's investment is paid back to the shareholder. A return of capital distribution does not necessarily reflect a Fund's investment performance and should not be confused with 'yield' or 'income'. When distributions exceed total return performance, the difference will reduce the Fund's net asset value per share. Although the character of income will not be determined until the end of the fund's fiscal year, please refer to the 'Closed-End Fund Resources' section of the BlackRock website for Section 19 notices that provide estimated amounts and sources of the fund's distributions, which should not be relied upon for tax reporting purposes. A Form 1099-DIV for the calendar year will be sent to shareholders to illustrate how the Fund's distributions should be reported for federal income tax purposes.

TOP SECTORS (%)



GEOGRAPHIC BREAKDOWN (%)



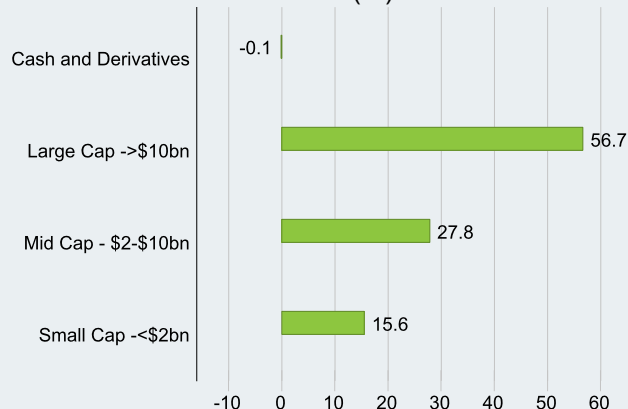
PORTFOLIO CHARACTERISTICS

Average Market Capitalization (millions)	\$26,628.2M
Percentage Of Portfolio Overwritten	22.01%

ANNUAL EXPENSES

Gross Expense Ratio	1.36%
Management Fee	1.25%

MARKET CAPITALIZATION (%)



GLOSSARY

Average Market Cap: The average size of the securities the fund invests in.

Distribution Rate: Distribution Rate is calculated by dividing the last distribution per share (annualized) by market price.

Percentage Portfolio Overwritten: Under normal market conditions, the Trust intends to write options with respect to approximately 30% to 40% of its net assets, although this percentage may vary over time with market conditions.



1-800-882-0052



contact.us@blackrock.com



blackrock.com

You should consider the investment objectives, risks, charges and expenses of the fund carefully before investing. The prospectus and, if available, the summary prospectus contain this and other information about the fund and are available, along with information on other BlackRock funds, by calling 800-882-0052 or from your financial professional. The prospectus should be read carefully before investing.

Investing involves risks including possible loss of principal. All information and data, including portfolio holdings and performance characteristics, is as of the date at the top of this document, unless otherwise noted, and is subject to change. Note that closed-end funds often trade at a discount to NAV but may trade at a premium. International investing involves risks, including risks related to foreign currency, limited liquidity, less government regulation and the possibility of substantial volatility due to adverse political, economic or other developments. The Trust may employ a written covered call option strategy. As the Trust writes call options over more of its portfolio, its ability to benefit from capital appreciation becomes more limited. The Trust may use leverage to seek to achieve its investment objectives. The use of leverage can create risks. Changes in the value of the Trust's portfolio, including securities bought with the proceeds of leverage, will be borne entirely by investors. If there is a net decrease or increase in the value of the Trust's investment portfolio, leverage will decrease or increase, as the case may be, the net asset value per common share to a greater extent than if the Trust did not utilize leverage. The Trust's investments will focus on companies whose products, processes or services, in the Advisor's view, are being, or are expected to be, significantly benefited by the use or commercial application of scientific or technological developments or discoveries. Because of this investment focus, and related fundamental policy of concentrating its investments in companies operating in one or more industries within the technology group of industries, the Trust may be subject to more risks than if it did not focus its investments in companies whose products, processes or services, in the Advisor's view, are being, or are expected to be, significantly benefited by the use or commercial application of scientific or technological developments or discoveries, or concentrate its investments in companies operating in one or more industries within the technology group of industries, and were more broadly diversified over companies with differing characteristics and operating in numerous sectors of the economy. General market and credit risks. Debt instruments are subject to credit and interest rate risks. Credit risk refers to the likelihood that an obligor will default in the payment of principal or interest on an instrument. Financial strength and solvency of an obligor are the primary factors influencing credit risk. In addition, lack or inadequacy of collateral or credit enhancement for a debt instrument may affect its credit risk. Credit risk may change over the life of an instrument and debt instrument that are rated by rating agencies are often reviewed and may be subject to downgrade. Interest rate risk refers to the risks associated with market changes in interest rates. Interest rate changes may affect the value of a debt instrument indirectly (especially in the case of fixed rate obligations or directly (especially in the case of instrument whose rates are adjustable). In general, rising interest rates will negatively impact the process of a fixed rate debt instrument and falling interest rates will have a positive effect on price. Adjustable rate instruments also react to interest rate changes in a similar manner although generally to a lesser degree (depending, however, on the characteristics of the reset terms, including the index chosen, frequency of reset and reset caps or floors, among other factors).

BLACKROCK and **iSHARES** are registered trademarks of BlackRock, Inc. or its subsidiaries in the United States and elsewhere. All other trademarks are the property of their respective owners. Prepared by BlackRock Investments, LLC, member FINRA. ©2020 BlackRock, Inc. All Rights Reserved.

Not FDIC Insured - No Bank Guarantee - May Lose Value

885585

BSTZ-FS-0620

BLACKROCK®