

An S&P 500 ETF like no other



The unique performance edge of synthetic replication

This document is for the exclusive use of investors acting on their own account and categorised either as “Eligible Counterparties” or “Professional Clients” within the meaning of Markets in Financial Instruments Directive 2014/65/EU.

THIS IS NOT TAX ADVICE. IF YOU NEED SUCH ADVICE, WE RECOMMEND SPEAKING TO YOUR TAX ADVISOR.

An S&P 500 ETF like no other


By design, our flagship S&P 500 ETF can offer a unique performance edge over its physical peers.

At Lyxor, our goal is to help you make the best of your investments. Performance is central to every aspect of how our ETFs are managed, particularly with regards to replication method. In the case of our S&P 500 ETF, we favour synthetic replication due to potentially better tax treatment of dividends.*

Why we favour synthetic for our S&P 500 ETF*

- ▶ If you hold a physical US equity ETF domiciled outside the US, the dividends paid to the fund are generally subject to withholding tax.
- ▶ For derivatives or securities that reference dividends paid by US stocks, Section 871(m) of the US Internal Revenue Code applies WHT to dividend equivalent amounts received by non-US persons.
- ▶ However, a derivative with respect to a "qualified index" such as the S&P 500 is **out of scope** of 871(m).
- ▶ This means that synthetic ETFs domiciled outside the US tracking qualified indices can receive dividends gross rather than net of the 30% WHT (or lower treaty rate) after costs.
- ▶ As a result, synthetic S&P 500 ETFs domiciled outside the US such as ours can offer outperformance of up to ~30 basis points compared to physical Irish domiciled ETFs.¹
- ▶ Major asset owners across Europe have recognised our consistently high performance and have switched from major physical S&P 500 ETFs into ours.

3 reasons to consider our ETF



Innovative

Synthetic replication can offer more stable returns, and outperformance due to better tax treatment of dividends*



High Performing

Lowest tracking error and best performing out of the 5 largest S&P 500 ETFs in the market over the past five years²



Accomplished

Our \$10bn flagship ETF has over 10 years of track record

Performance of 3 largest S&P 500 ETFs in Europe³

Since 871(m) went into effect on January 1st 2017, Lyxor's synthetic S&P 500 has outperformed its physical peers.

	Lyxor ETF performance		
	vs. index	vs. Vanguard	vs. iShares
2017	0.51%	0.28%	0.25%
2018	0.40%	0.21%	0.17%
2019	0.62%	0.30%	0.29%
3 yr	1.95%	1.02%	0.92%



Currency hedging

- ▶ Protect against USD exchange rate risk daily at no extra cost
- ▶ EUR, GBP or CHF-hedged share classes.

What you need to know

Index and fund details²

Index name	S&P 500 Net Total Return
Index Bloomberg ticker	SPTR500N
Index currency	USD
Number of holdings	505
Index dividend yield	1.85%
ETF name	Lyxor S&P 500 UCITS ETF
Main ETF Bloomberg ticker	SP5
Fund inception date	26/03/2010
Listing currencies	USD, EUR, GBP, CHF
Hedged share classes	EUR, GBP and CHF-hedged (daily)
TER	0.15% (hedged and unhedged)

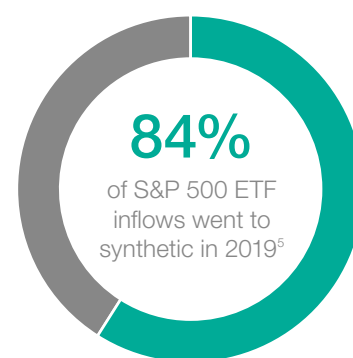
*The obtaining of the tax advantages or treatments mentioned in this document (as the case may be) depends on each investor's particular tax status, the jurisdiction from which it invests as well as applicable laws. This tax treatment can be modified at any time. We recommend to investors who wish to obtain further information on their tax status that they seek assistance from their tax advisor.

¹All else equal and assuming 15% withholding tax in Ireland and an index dividend yield of 2%. ²Source: Lyxor International Asset Management Bloomberg. Index and fund data as at 29/01/2020. Performance data over period between 29/01/2015 to 29/01/2020. Statements on Lyxor's credentials vs. peers refer to the European UCITS ETF market only. Past performance is not a reliable indicator of future results. ³Source: Lyxor International Asset Management, Bloomberg. Data period from 03/01/2017 to 31/12/2019. Past performance is not a reliable indicator of future results.

This document is for the exclusive use of investors acting on their own account and categorised either as "Eligible Counterparties" or "Professional Clients" within the meaning of Markets in Financial Instruments Directive 2014/65/EU.

Find us online
www.lyxoretf.com

How synthetic ETFs work



While synthetic ETFs are perceived as being more complex than physical funds, sometimes the additional performance delivered more than justifies using them in client portfolios. This is particularly true for the Lyxor S&P 500 ETF.

Perceived risk vs. actual risk

- ▶ Synthetic ETFs contain a degree of counterparty risk, but some physical ETFs engage in securities lending to boost performance, meaning they too are exposed.
- ▶ Over the 12 months to September 2019, for just one basis point of additional performance, a major provider lent out as much as 6% of its physical S&P 500 ETF's AUM, posting collateral as varied as equities, bonds and even its own ETFs!⁴

Robust risk management

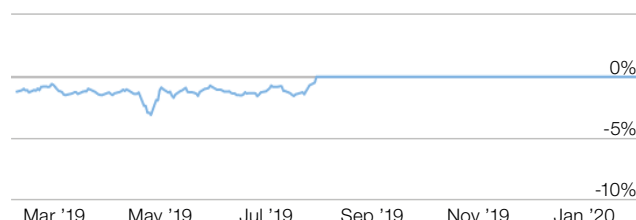
- ▶ At Lyxor, we target 0% counterparty risk: whenever the counterparty (in this case, Societe Generale) owes the fund any positive value, this amount is paid out in cash which the ETF uses to buy more securities in the substitute basket, and the swap value is reset to zero overnight.
- ▶ Eligible securities for the substitute basket are international blue chip stocks which must adhere to strict UCITS guidelines on diversification, quality, size and liquidity.
- ▶ Information around Lyxor swap counterparties, substitute basket values and historic counterparty risk levels are available daily on our website, www.lyxoretf.com (see screenshots below).
- ▶ In the unlikely event that the swap counterparty goes bust, the ETF portfolio managers have a choice of either appointing an alternative swap counterparty, changing the fund to physical replication, or liquidating the substitute basket and returning the proceeds to the ETF holders.

Top 10 Fund Holdings

Name	Currency	Weight %	Sector
BNP PARIBAS	EUR	4.06%	Financials
JPMORGAN CHASE & CO	USD	3.58%	Financials
KERING	EUR	2.87%	Consumer Discretionary
AMAZON.COM INC	USD	2.68%	Consumer Discretionary
MICROSOFT CORP	USD	2.63%	Information Technology
AXA SA	EUR	2.22%	Financials
APPLE INC	USD	1.75%	Information Technology
ADOBE INC	USD	1.67%	Information Technology
ALPHABET INC-CL C	USD	1.38%	Communication Services
SANOFI	EUR	1.25%	Health Care

Source: Lyxor ETF website, as at 29/01/2020.

1 week moving average of counterparty risk level



Counterparty risk level at daily adjustment time

From 1st March 2017, the European Market Infrastructure Regulation («EMIR») requires certain EU counterparties, including undertakings for collective investment in transferable securities («UCITS»), to put in place risk mitigation procedures prior to entering into OTC derivatives trades.

This regulation obliges both parties to a swap transaction to exchange collateral in order to reduce any counterparty exposure to zero allowing for a minimum transfer amount of €500,000.

What's the difference anyway?

- ▶ Physically replicated ETFs purchase all (or a representative subset) of the index holdings to mirror its return, while synthetic ETFs buy a substitute basket of physical assets and instead provide the index return through a financial transaction with a counterparty called a 'performance swap'.
- ▶ The main difference between physical and synthetic replication is one of function: physical replication relies on the assets to deliver performance, while synthetic replication uses them for safety.


⁴Source: iShares website, collateral holdings 12 month lending summary of the iShares Core S&P 500 UCITS ETF as of 30/09/2019. ⁵Source: Lyxor International Asset Management, Bloomberg, as at 31/12/2019.

Five things to know



High performing

Lowest tracking error and best performing out of the 5 largest S&P 500 ETFs in the market over the past five years⁶



Innovative

Synthetic replication can offer more stable returns, and outperformance due to better tax treatment of dividends*



Accomplished

Our \$10bn flagship ETF has over 10 years of track record



Transparent

Robust risk management policies with daily transparency around swap counterparty exposure and fund holdings



Currency hedging

Protect against USD currency risk at no extra cost with EUR, GBP and CHF-hedged share classes available

Knowing your risk

It is important for potential investors to evaluate the risks described below and in the fund prospectus on our website www.lyxoretf.com

Capital at risk

ETFs are tracking instruments: Their risk profile is similar to a direct investment in the Underlying index. Investors' capital is fully at risk and investors may not get back the amount originally invested.

Replication risk

The fund objectives might not be reached due to unexpected events on the underlying markets which will impact the index calculation and the efficient fund replication.

Counterparty risk

With synthetic ETFs, investors are exposed to risks resulting from the use of an OTC swap with Société Générale. In-line with UCITS guidelines, the exposure to Société Générale cannot exceed 10% of the total fund assets. Physically replicated ETFs may have counterparty risk if they use a securities lending programme.

Important information

This document is for the exclusive use of investors acting on their own account and categorised either as "eligible counterparties" or "professional clients" within the meaning of markets in financial instruments directive 2014/65/EU. This communication is not directed at retail clients. Except in the UK, where the document is issued by Lyxor Asset Management UK LLP, which is authorized and regulated by the Financial Conduct Authority in the UK under Registration Number 435658, this document is issued by Lyxor International Asset Management (LIAM), a French management company authorized by the Autorité des marchés financiers and placed under the regulations of the UCITS (2014/91/EU) and AIFM (2011/61/EU) Directives. Société Générale is a French credit institution (bank) authorised by the Autorité de contrôle prudentiel et de résolution (the French Prudential Control Authority). Some of the funds described in this brochure are sub-funds of either Multi Units Luxembourg or Lyxor Index Fund, being both investment companies with Variable Capital (SICAV) incorporated under Luxembourg Law, listed on the official list of Undertakings for Collective Investment, and have been approved and authorised by the CSSF under Part I of the Luxembourg Law of 17th December 2010 (the "2010 Law") on Undertakings for Collective Investment in accordance with provisions of the Directive 2009/65/EC (the "2009 Directive") and subject to the supervision of the Commission de Surveillance du Secteur Financier (CSSF).

Alternatively, some of the funds described in this document are either (i) French FCPs (fonds commun de placement) or (ii) sub-funds of Multi Units France a French SICAV, both the French FCPs and sub-funds of Multi Units France are incorporated under the French Law and approved by the French Autorité des marchés financiers. Each fund complies with the UCITS Directive (2009/65/CE), and has been approved by the French Autorité des marchés financiers. Société Générale and Lyxor AM recommend that investors read carefully the "risk factors" section of the product's prospectus and Key Investor Information Document (KIID). The prospectus and the KIID are available in French on the website of the AMF (www.amf-france.org). The prospectus in English and the KIID in the relevant local language (for all the countries referred to, in this document as a country in which a public offer of the product is authorised) are available free of charge on lyxoretf.com or upon request to client-services-etf@lyxor.com. The products are the object of market-making contracts, the purpose of which is to ensure the liquidity of the products on NYSE Euronext Paris, Deutsche Boerse (Xetra) and the London Stock Exchange, assuming normal market conditions and normally functioning computer systems. Units of a specific UCITS ETF managed by an asset manager and purchased on the secondary market cannot usually be sold directly back to the asset manager itself. Investors must buy and sell units on a secondary market with the assistance of an intermediary (e.g. a stockbroker) and may incur fees for doing so. In addition, investors may pay more than the current net asset value when buying units and may receive less than the

Underlying risk

The Underlying index of a Lyxor ETF may be complex and volatile. For example, when investing in commodities, the Underlying index is calculated with reference to commodity futures contracts exposing the investor to a liquidity risk linked to costs such as cost of carry and transportation. ETFs exposed to Emerging Markets carry a greater risk of potential loss than investment in Developed Markets as they are exposed to a wide range of unpredictable Emerging Market risks.

Currency risk

ETFs may be exposed to currency risk if the ETF is denominated in a currency different to that of the Underlying index they are tracking. This means that exchange rate fluctuations could have a negative or positive effect on returns.

Liquidity risk

Liquidity is provided by registered market-makers on the respective stock exchange where the ETF is listed, including Société Générale. On exchange, liquidity may be limited as a result of a suspension in the underlying market represented by the Underlying index tracked by the ETF; a failure in the systems of one of the relevant stock exchanges, or other market-maker systems; or an abnormal trading situation or event.

current net asset value when selling them. Updated composition of the product's investment portfolio is available on www.lyxoretf.com. In addition, the indicative net asset value is published on the Reuters and Bloomberg pages of the product, and might also be mentioned on the websites of the stock exchanges where the product is listed. Prior to investing in the product, investors should seek independent financial, tax, accounting and legal advice. It is each investor's responsibility to ascertain that it is authorised to subscribe, or invest into this product. This document together with the prospectus and/or more generally any information or documents with respect to or in connection with the Fund does not constitute an offer for sale or solicitation of an offer for sale in any jurisdiction (i) in which such offer or solicitation is not authorized, (ii) in which the person making such offer or solicitation is not qualified to do so, or (iii) to any person to whom it is unlawful to make such offer or solicitation. In addition, the shares are not registered under the U.S. Securities Act of 1933 and may not be directly or indirectly offered or sold in the United States (including its territories or possessions) or to or for the benefit of a U.S. Person (being a "United States Person" within the meaning of Regulation S under the Securities Act of 1933 of the United States, as amended, and/or any person not included in the definition of "Non-United States Person" within the meaning of Section 4.7 (a) (1) (iv) of the rules of the U.S. Commodity Futures Trading Commission.). No U.S. federal or state securities commission has reviewed or approved this document and more generally any documents with respect to or in connection with the fund. Any representation to the contrary is a criminal offence. This document is of a commercial nature and not of a regulatory nature. This document does not constitute an offer, or an invitation to make an offer, from Société Générale, Lyxor Asset Management (together with its affiliates, Lyxor AM) or any of their respective subsidiaries to purchase or sell the product referred to herein. These funds include a risk of capital loss. The redemption value of this fund may be less than the amount initially invested. The value of this fund can go down as well as up and the return upon the investment will therefore necessarily be variable. In a worst case scenario, investors could sustain the loss of their entire investment. This document is confidential and may be neither communicated to any third party (with the exception of external advisors on the condition that they themselves respect this confidentiality undertaking) nor copied in whole or in part, without the prior written consent of Lyxor AM or Société Générale. The obtaining of the tax advantages or treatments defined in this document (as the case may be) depends on each investor's particular tax status, the jurisdiction from which it invests as well as applicable laws. This tax treatment can be modified at any time. We recommend to investors who wish to obtain further information on their tax status that they seek assistance from their tax advisor. The attention of the investor is drawn to the fact that the net asset value stated in this document (as the case may be) cannot be used as a basis for subscriptions and/or redemptions. The market information displayed in this document is based on data at a given moment and may change from time to time.

*The obtaining of the tax advantages or treatments mentioned in this document (as the case may be) depends on each investor's particular tax status, the jurisdiction from which it invests as well as applicable laws. This tax treatment can be modified at any time. We recommend to investors who wish to obtain further information on their tax status that they seek assistance from their tax advisor.

⁶Source: Lyxor International Asset Management/Bloomberg, as at 29/01/2015 to 29/01/2020. Performance data over period between 31/12/2014 to 31/12/2019. Statements relating to Lyxor's credentials vs. peers refer to the European UCITS ETF market only. Past performance is not a reliable indicator of future results.