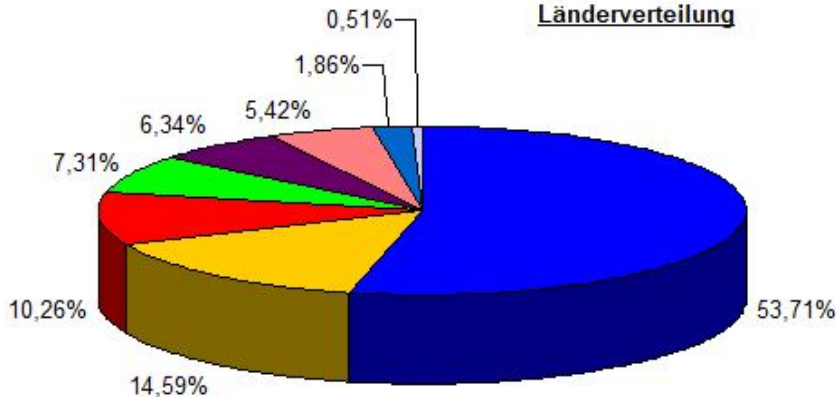


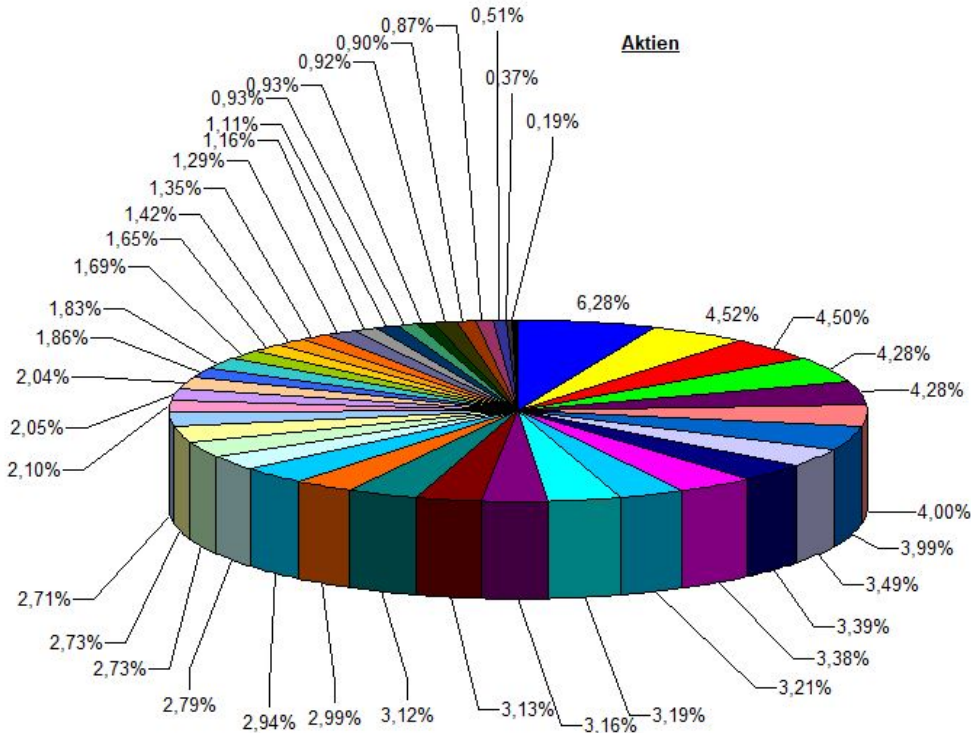
| Aktien: | Branche: | Land: | Anteile: |
|--------------------------|-------------------------|--------------|-----------------|
| Nestle | Nahrungsmittel | Schweiz | 6,28% |
| Novo-Nordisk | Pharma | Dänemark | 4,52% |
| Unilever | Nahrungsmittel | UK | 4,50% |
| Apple | Technologie | USA | 4,28% |
| Microsoft | Software | USA | 4,28% |
| Bechtle | IT-Dienstleistungen | Deutschland | 4,00% |
| Danaher | Medizinische Geräte | USA | 3,99% |
| Thermo Fisher Scientific | Medizinische Geräte | USA | 3,49% |
| Nvidia | Halbleiter | USA | 3,39% |
| PepsiCo | Getränke | USA | 3,38% |
| Medtronic | Medizinische Geräte | Irland | 3,21% |
| Coca-Cola | Getränke | USA | 3,19% |
| Mastercard | Finanzdienstleistungen | USA | 3,16% |
| Accenture | IT-Dienstleistungen | Irland | 3,13% |
| CTS Eventim | Entertainment | Deutschland | 3,12% |
| Amazon | Handel | USA | 2,99% |
| VISA | Finanzdienstleistungen | USA | 2,94% |
| Coloplast | Medizinische Geräte | Dänemark | 2,79% |
| General Mills | Nahrungsmittel | USA | 2,73% |
| Procter & Gamble | Drogerie und Kosmetik | USA | 2,73% |
| Union Pacific | Eisenbahn und Straße | USA | 2,71% |
| Caterpillar | Spezialmaschinenbau | USA | 2,10% |
| Fielmann | Handel | Deutschland | 2,05% |
| Hannover Rück | Versicherungen | Deutschland | 2,04% |
| TSMC | Halbleiter | Taiwan | 1,86% |
| Ross Stores | Handel | USA | 1,83% |
| Disney Co | Entertainment | USA | 1,69% |
| BB Biotech | Biotechnologie | Schweiz | 1,65% |
| Novartis | Pharma | Schweiz | 1,42% |
| Meta Platforms | Internet | USA | 1,35% |
| United Internet | Internet | Deutschland | 1,29% |
| Duerr AG | Spezialmaschinenbau | Deutschland | 1,16% |
| Johnson & Johnson | Pharma | USA | 1,11% |
| Sixt | Mobilitätsdienstleister | Deutschland | 0,93% |
| 3M | Technologie | USA | 0,93% |
| Reckitt Benckiser | Drogerie und Kosmetik | UK | 0,92% |
| Geberit | Sanitärtechnik | Schweiz | 0,90% |
| Altria | Tabak | USA | 0,87% |
| Anheuser-Busch InBev | Getränke | Belgien | 0,51% |
| Colgate-Palmolive | Drogerie und Kosmetik | USA | 0,37% |
| Gilead Sciences | Biotechnologie | USA | 0,19% |

... einige Werte sind stark gestiegen, doch am stärksten war Nvidia, aber auch andere waren gut dabei, Nestle, Sixt, United Internet, andere sind gefallen wie Danaher, aber das ist gesund, trotz des ganzen gab es ein neue ATH, was mir Angst macht, das es so schnell gekommen ist, das ist meist nur von kurzer Dauer, aber an der Börse ist dieses -1 immer dabei um wieder zu neuen Hochs zu kommen ...

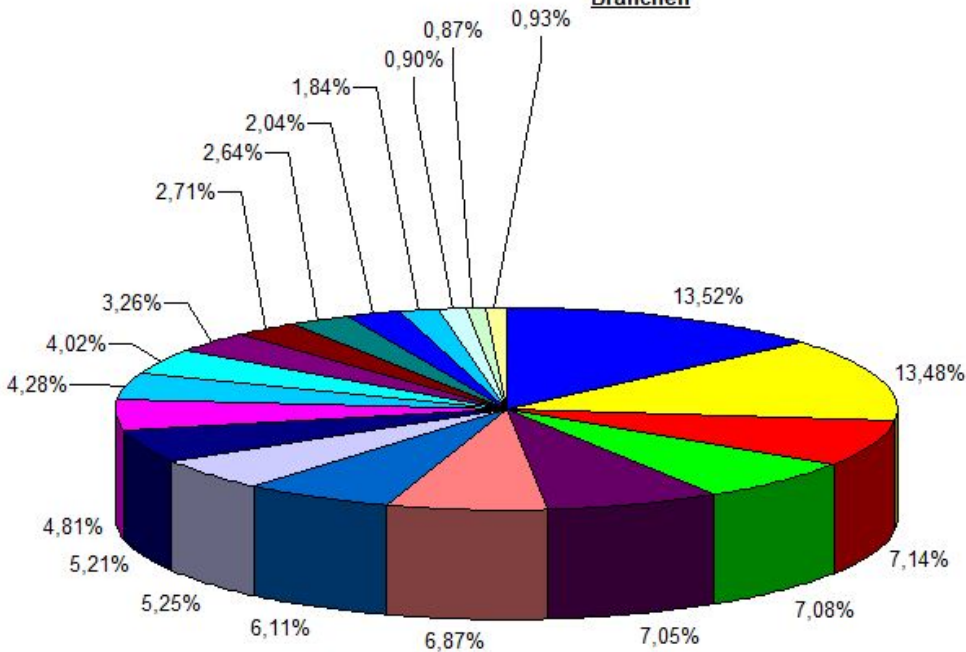
Länderverteilung



Aktien



Branchen



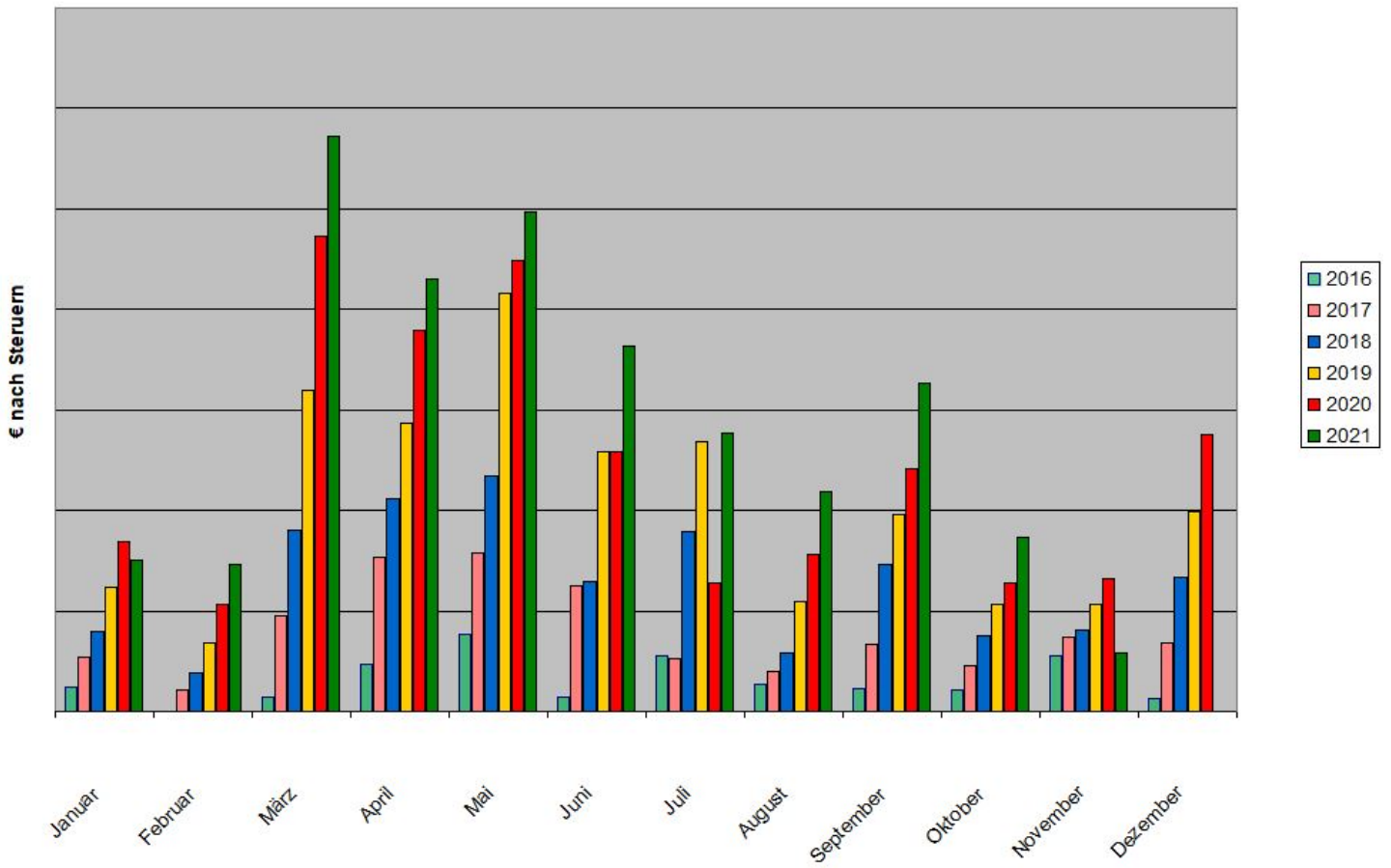
Dividenden 2021

| | Aktie | ExTag | Zahltag - je Anteil | |
|------------------------|----------------------|------------|----------------------|------------|
| 15,000 % Quellensteuer | 3M | 10.02.2021 | 12.03.2021 | \$1,480 |
| 15,000 % Quellensteuer | 3M | 19.05.2021 | 14.06.2021 | \$1,480 |
| 15,000 % Quellensteuer | 3M | 19.08.2021 | 14.09.2021 | \$1,480 |
| 25,000 % Quellensteuer | Accenture | 13.04.2021 | 14.05.2021 | \$0,880 |
| 25,000 % Quellensteuer | Accenture | 13.07.2021 | 13.08.2021 | \$0,880 |
| 25,000 % Quellensteuer | Accenture | | 15.11.2021 | \$0,970 |
| 15,000 % Quellensteuer | Altria | 23.12.2020 | 11.01.2021 | \$0,860 |
| 15,000 % Quellensteuer | Altria | 23.03.2021 | 30.04.2021 | \$0,860 |
| 15,000 % Quellensteuer | Altria | 11.06.2021 | 09.07.2021 | \$0,860 |
| 15,000 % Quellensteuer | Altria | 13.09.2021 | 12.10.2021 | \$0,900 |
| 27,000 % Quellensteuer | Anheuser-Busch InBev | 03.05.2021 | 06.05.2021 | 0,50 € |
| 15,000 % Quellensteuer | Apple | 04.02.2021 | 11.02.2021 | \$0,205 |
| 15,000 % Quellensteuer | Apple | 06.05.2021 | 13.05.2021 | \$0,220 |
| 15,000 % Quellensteuer | Apple | 05.08.2021 | 12.08.2021 | \$0,220 |
| 15,000 % Quellensteuer | Apple | | 11.11.2021 | |
| 35,000 % Quellensteuer | BB Biotech | 19.03.2021 | 24.03.2021 | SFr. 3,60 |
| | Bechtle | 15.06.2021 | 18.06.2021 | 1,35 € |
| | Bechtle | | Split 16.08.2021 1:3 | |
| 15,000 % Quellensteuer | Caterpillar | 18.01.2021 | 19.02.2021 | \$1,030 |
| 15,000 % Quellensteuer | Caterpillar | 22.04.2021 | 20.05.2021 | \$1,030 |
| 15,000 % Quellensteuer | Caterpillar | 16.07.2021 | 20.08.2021 | \$1,110 |
| 15,000 % Quellensteuer | Caterpillar | | 19.11.2021 | |
| 15,000 % Quellensteuer | Coca-Cola | 11.03.2021 | 01.04.2021 | \$0,420 |
| 15,000 % Quellensteuer | Coca-Cola | 11.06.2021 | 01.07.2021 | \$0,420 |
| 15,000 % Quellensteuer | Coca-Cola | 13.09.2021 | 01.10.2021 | \$0,420 |
| 15,000 % Quellensteuer | Colgate - Palmolive | 21.01.2021 | 16.02.2021 | \$0,440 |
| 15,000 % Quellensteuer | Colgate - Palmolive | 19.04.2021 | 14.05.2021 | \$0,450 |
| 15,000 % Quellensteuer | Colgate - Palmolive | 19.07.2021 | 16.08.2021 | \$0,450 |
| 15,000 % Quellensteuer | Colgate - Palmolive | | 15.11.2021 | |
| 27,000 % Quellensteuer | Coloplast | 07.05.2021 | 12.05.2021 | DKK 5,00 |
| | CTS Eventim | | Covid-19 Ausfall | |
| 15,000 % Quellensteuer | Danaher | 23.12.2020 | 29.01.2021 | \$0,17 |
| 15,000 % Quellensteuer | Danaher | 24.03.2021 | 30.04.2021 | \$0,21 |
| 15,000 % Quellensteuer | Danaher | 23.06.2021 | 30.07.2021 | \$0,21 |
| 15,000 % Quellensteuer | Danaher | 28.09.2021 | 29.10.2021 | \$0,21 |
| 15,000 % Quellensteuer | Disney Co | | Covid-19 Ausfall | |
| 15,000 % Quellensteuer | Disney Co | | Covid-19 Ausfall | |
| | Duerr AG | 07.05.2021 | 12.05.2021 | 0,30 € |
| | Fielmann | 08.07.2021 | 13.07.2021 | 1,20 € |
| 35,000 % Quellensteuer | Geberit | 15.04.2021 | 20.04.2021 | SFr. 11,40 |
| 15,000 % Quellensteuer | General Mills | 06.01.2021 | 01.02.2021 | \$0,510 |
| 15,000 % Quellensteuer | General Mills | 07.04.2021 | 03.05.2021 | \$0,510 |
| 15,000 % Quellensteuer | General Mills | 07.07.2021 | 02.08.2021 | \$0,510 |
| 15,000 % Quellensteuer | General Mills | 06.10.2021 | 01.11.2021 | \$0,510 |
| 15,000 % Quellensteuer | Gilead Sciences | 11.12.2020 | 30.12.2020 | \$0,680 |
| 15,000 % Quellensteuer | Gilead Sciences | 11.03.2021 | 30.03.2021 | \$0,710 |
| 15,000 % Quellensteuer | Gilead Sciences | 11.06.2021 | 29.06.2021 | \$0,710 |
| 15,000 % Quellensteuer | Gilead Sciences | 13.09.2021 | 29.09.2021 | \$0,710 |
| | Hannover Rück | 05.05.2021 | 10.05.2021 | 4,50 € |
| 15,000 % Quellensteuer | Johnson & Johnson | 19.02.2021 | 09.03.2021 | \$1,010 |
| 15,000 % Quellensteuer | Johnson & Johnson | 21.05.2021 | 08.06.2021 | \$1,060 |
| 15,000 % Quellensteuer | Johnson & Johnson | 20.08.2021 | 07.09.2021 | \$1,060 |

| | | | | |
|------------------------|--------------------------|------------|----------------------|------------|
| 15,000 % Quellensteuer | Mastercard | 06.01.2021 | 09.02.2021 | \$0,440 |
| 15,000 % Quellensteuer | Mastercard | 07.04.2021 | 07.05.2021 | \$0,440 |
| 15,000 % Quellensteuer | Mastercard | 07.07.2021 | 09.08.2021 | \$0,440 |
| 15,000 % Quellensteuer | Mastercard | | 09.11.2021 | |
| 25,000 % Quellensteuer | MEDTRONIC PLC | 18.12.2020 | 15.01.2021 | \$0,580 |
| 25,000 % Quellensteuer | MEDTRONIC PLC | 24.03.2021 | 16.04.2021 | \$0,580 |
| 25,000 % Quellensteuer | MEDTRONIC PLC | 23.06.2021 | 16.07.2021 | \$0,630 |
| 25,000 % Quellensteuer | MEDTRONIC PLC | 22.09.2021 | 15.10.2021 | \$0,630 |
| 15,000 % Quellensteuer | Microsoft | 16.02.2021 | 11.03.2021 | \$0,560 |
| 15,000 % Quellensteuer | Microsoft | 18.05.2021 | 10.06.2021 | \$0,560 |
| 15,000 % Quellensteuer | Microsoft | 17.08.2021 | 09.09.2021 | \$0,560 |
| 35,000 % Quellensteuer | Nestle | 16.04.2021 | 22.04.2021 | SFr. 2,75 |
| 35,000 % Quellensteuer | Novartis | 03.03.2021 | 08.03.2021 | SFr. 3,00 |
| 27,000 % Quellensteuer | Novo-Nordisk | 25.03.2021 | 30.03.2021 | DKK 5,85 |
| 27,000 % Quellensteuer | Novo-Nordisk | 13.08.2021 | 18.08.2021 | DKK 3,50 |
| 15,000 % Quellensteuer | Nvidia | 08.03.2021 | 31.03.2021 | \$0,160 |
| 15,000 % Quellensteuer | Nvidia | 08.06.2021 | 01.07.2021 | \$0,160 |
| 15,000 % Quellensteuer | Nvidia | | Split 20.07.2021 1:4 | |
| 15,000 % Quellensteuer | Nvidia | 30.08.2021 | 23.09.2021 | \$0,040 |
| 15,000 % Quellensteuer | PepsiCo | 02.12.2020 | 07.01.2021 | \$1,0225 |
| 15,000 % Quellensteuer | PepsiCo | 03.03.2021 | 31.03.2021 | \$1,0225 |
| 15,000 % Quellensteuer | PepsiCo | 02.06.2021 | 30.06.2021 | \$1,0750 |
| 15,000 % Quellensteuer | PepsiCo | 01.09.2021 | 30.09.2021 | \$1,0750 |
| | Reckitt Benckiser | 05.05.2021 | 14.06.2021 | £1,0160 |
| | Reckitt Benckiser | 04.08.2021 | 15.09.2021 | £0,7300 |
| 15,000 % Quellensteuer | Procter & Gamble | 20.01.2021 | 16.02.2021 | \$0,7907 |
| 15,000 % Quellensteuer | Procter & Gamble | 21.04.2021 | 17.05.2021 | \$0,8698 |
| 15,000 % Quellensteuer | Procter & Gamble | 21.07.2021 | 16.08.2021 | \$0,8698 |
| 15,000 % Quellensteuer | Procter & Gamble | | 15.11.2021 | |
| 15,000 % Quellensteuer | Ross Stores | | Covid-19 Ausfall | |
| 15,000 % Quellensteuer | Ross Stores | 12.03.2021 | 31.03.2021 | \$0,2850 |
| 15,000 % Quellensteuer | Ross Stores | 04.06.2021 | 30.06.2021 | \$0,2850 |
| 15,000 % Quellensteuer | Ross Stores | 02.09.2021 | 30.09.2021 | \$0,2850 |
| | Sixt | 16.06.2021 | 21.06.2021 | 0,05 € |
| 21,000 % Quellensteuer | TSMC | 16.03.2021 | 15.04.2021 | \$0,439846 |
| 21,000 % Quellensteuer | TSMC | 16.06.2021 | 15.07.2021 | \$0,445601 |
| 21,000 % Quellensteuer | TSMC | 15.09.2021 | 14.10.2021 | \$0,491246 |
| 15,000 % Quellensteuer | Thermo Fisher Scientific | 11.12.2020 | 15.01.2021 | \$0,220 |
| 15,000 % Quellensteuer | Thermo Fisher Scientific | 12.03.2021 | 16.04.2021 | \$0,260 |
| 15,000 % Quellensteuer | Thermo Fisher Scientific | 11.06.2021 | 15.07.2021 | \$0,260 |
| 15,000 % Quellensteuer | Thermo Fisher Scientific | 13.09.2021 | 15.10.2021 | \$0,260 |
| | United Internet | 27.05.2021 | 01.06.2021 | 0,50 € |
| 15,000 % Quellensteuer | Union Pacific | 26.11.2020 | 30.12.2020 | \$0,970 |
| 15,000 % Quellensteuer | Union Pacific | 24.02.2021 | 31.03.2021 | \$0,970 |
| 15,000 % Quellensteuer | Union Pacific | 26.05.2021 | 30.06.2021 | \$1,070 |
| 15,000 % Quellensteuer | Union Pacific | 27.08.2021 | 30.09.2021 | \$1,070 |
| | Unilever | 24.02.2021 | 17.03.2021 | £0,3760 |
| | Unilever | 19.05.2021 | 10.06.2021 | £0,3710 |
| | Unilever | 04.08.2021 | 08.09.2021 | £0,3693 |
| 15,000 % Quellensteuer | VISA Inc | 10.02.2021 | 01.03.2021 | \$0,320 |
| 15,000 % Quellensteuer | VISA Inc | 12.05.2021 | 01.06.2021 | \$0,320 |
| 15,000 % Quellensteuer | VISA Inc | 11.08.2021 | 01.09.2021 | \$0,320 |

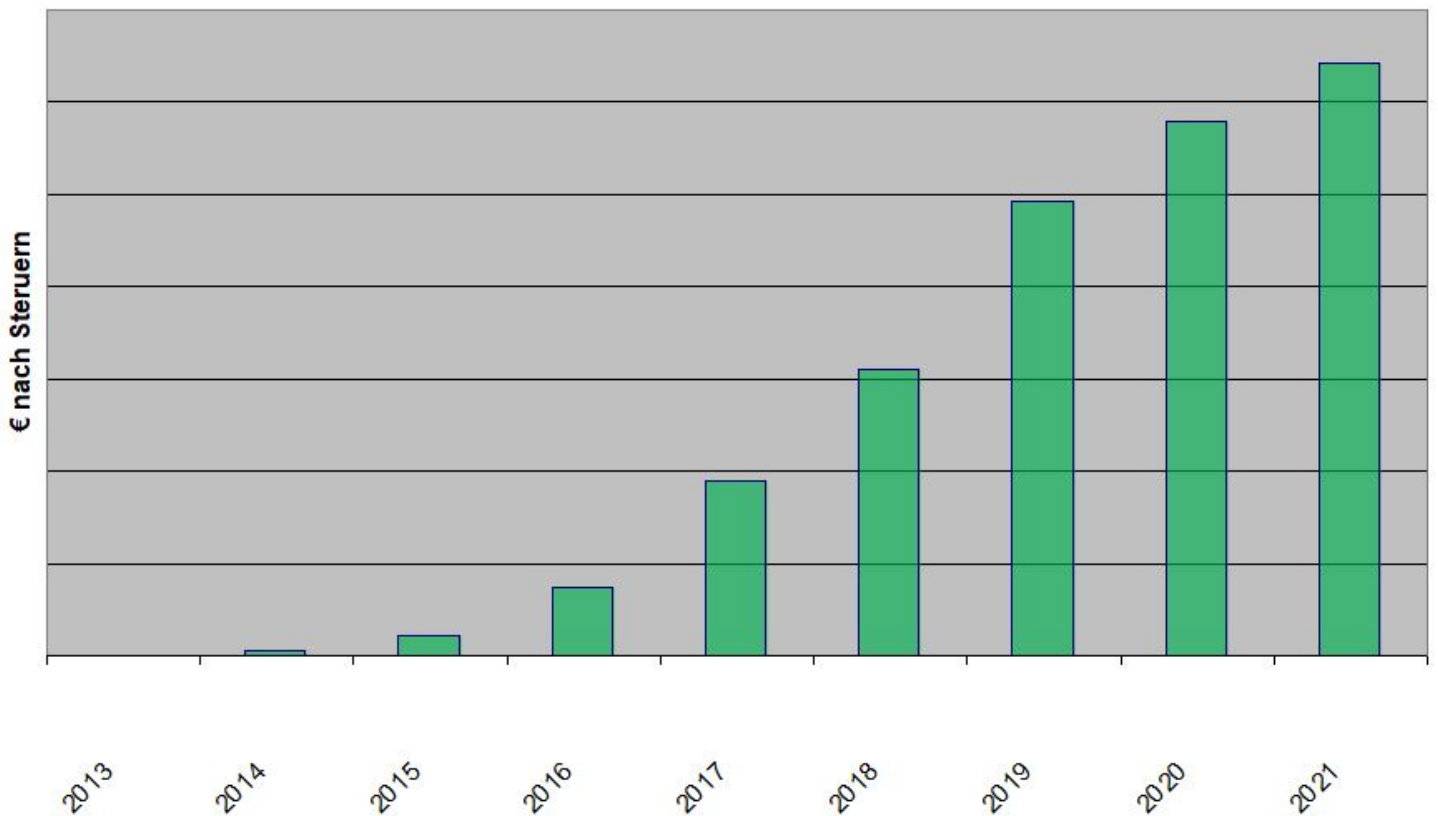
... General Mills hat seine Dividende gezahlt ...

Dividenden 2016 vs 2017 vs 2018 vs 2019 vs 2020 vs 2021



... für den November sieht es schonmal gut aus ...

Dividenden



... jetzt bin ich 11% höher als im Jahr 2020.



2021: 18,01% Rendite bei 8,76% Vola
 1 Jahr: 26,29% Rendite bei 8,71% Vola
 3 Jahre: 68,72% Rendite bei 13,25% Vola
 5 Jahre: 102,98% Rendite bei 12,04% Vola
 Seit Auflage: 176,42% Rendite bei 14,15% Vola



| Gewinner in Euros | Gewinner in Prozent | Gewinner in Dividenden |
|-----------------------------|--------------------------|------------------------|
| 1. Microsoft | Microsoft | Unilever |
| 2. Apple | Apple | Nestle |
| 3. Danaher | Nvidia | Altria |
| 4. Bechtle | Danaher | Coca-Cola |
| 5. Nvidia | VISA | PepsiCo |
| 6. Novo-Nordisk | Amazon | General Mills |
| 7. Nestle | Bechtle | Fielmann |
| 8. Thermo Fisher Scientific | Thermo Fisher Scientific | Procter & Gamble |
| 9. Amazon | Ross Stores | Medtronic |
| 10. VISA | Novo-Nordisk | BB Biotech |

| Bezeichnung | KGVe | DIVe | Vola | 1. Jan. | 1W | 1M | 3M | 6M | 1J | 3J | 5J |
|---------------------------|-------|-------|---------|---------|--------|--------|---------|---------|---------|---------|----------|
| NESTLE NAM. SF-,10 | 26,97 | 2,34% | 12,9741 | | 1,95% | 10,20% | 12,11% | 25,37% | 14,95% | 45,91% | 74,72% |
| NOVO-NORDISK NAM.B DK-,20 | 34,95 | 1,43% | 21,94 | 69,94% | 3,38% | 17,41% | 13,45% | 59,65% | 62,92% | 160,64% | 219,75% |
| UNILEVER PLC LS-,031111 | 18,61 | 3,68% | 18,17 | -6,86% | -1,21% | -0,76% | -5,11% | -6,55% | -12,34% | -3,15% | 21,56% |
| APPLE INC. | 27,15 | 0,57% | 24,75 | 18,65% | 1,08% | 7,65% | 5,36% | 22,73% | 29,84% | 196,52% | 435,49% |
| MICROSOFT DL-,00000625 | 40,7 | 0,69% | 20,38 | 58,55% | 1,17% | 16,53% | 18,58% | 41,21% | 53,42% | 207,71% | 450,42% |
| BECHTLE AG AKTIEN O.N. | 36,1 | 0,77% | 25,74 | 13,31% | 3,98% | 17,51% | 13,40% | 22,32% | 27,53% | 158,82% | 338,62% |
| DANAHER CORP. DL-,01 | 31,05 | 0,28% | 23,62 | 39,18% | -5,64% | -1,47% | -1,96% | 19,99% | 25,25% | 185,35% | 268,39% |
| THERMO FISH.SCIENTIF.DL 1 | 26,53 | 0,16% | 25,12 | 41,15% | -1,90% | 8,99% | 17,24% | 37,89% | 23,35% | 159,09% | 308,18% |
| NVIDIA CORP. DL-,001 | 60,17 | 0,06% | 39,25 | 144,61% | 17,13% | 47,01% | 48,66% | 115,08% | 116,29% | 458,62% | 1602,55% |
| PEPSICO INC. DL-,0166 | 25,92 | 2,63% | 14,77 | 19,33% | 2,80% | 10,33% | 10,23% | 19,87% | 23,12% | 43,33% | 51,22% |
| MEDTRONIC PLC DL-,0001 | 21,28 | 2,04% | 19,51 | 13,64% | 2,89% | -1,66% | -1,34% | 0,85% | 21,32% | 33,04% | 44,65% |
| COCA-COLA CO. DL-,25 | 24,47 | 3,00% | 15,38 | 11,39% | 1,09% | 7,68% | 3,28% | 9,57% | 17,92% | 15,49% | 31,98% |
| MASTERCARD INC.A DL-,0001 | 40,39 | 0,53% | 25,95 | 6,30% | 4,07% | 2,03% | -3,88% | -1,82% | 12,79% | 74,05% | 225,83% |
| ACCENTURE A DL-,0000225 | 40,49 | 0,99% | 18,03 | 52,07% | 3,03% | 14,09% | 18,14% | 32,59% | 61,58% | 130,07% | 203,80% |
| CTS EVENTIM KGAA | 0,00% | 0,00% | 29,09 | 31,62% | 13,90% | 7,31% | 20,70% | 34,38% | 71,46% | 118,43% | 130,97% |
| AMAZON.COM INC. DL-,01 | 66,08 | 0,00% | 23,41 | 11,80% | 4,15% | 9,36% | 6,52% | 11,49% | 8,19% | 113,04% | 348,32% |
| VISA INC. CL A DL -,0001 | 35,51 | 0,61% | 22,78 | 7,36% | 2,36% | -3,04% | -7,59% | -1,83% | 12,23% | 53,07% | 159,92% |
| COLOPLAST NAM. B DK 1 | 45,55 | 1,87% | 24,57 | 12,15% | -0,32% | 6,80% | -10,23% | 2,05% | 10,54% | 73,61% | 138,60% |
| GENL MILLS DL -,10 | 16,33 | 3,38% | 20,67 | 12,19% | 1,12% | 1,88% | 11,12% | 4,93% | 5,57% | 43,51% | -0,75% |
| PROCTER GAMBLE | 25,21 | 2,27% | 15,11 | 12,10% | 2,17% | 5,18% | 4,97% | 13,65% | 4,97% | 58,07% | 65,22% |
| UNION PAC. DL 2,50 | 24,34 | 1,73% | 21,16 | 24,68% | -0,67% | 14,52% | 12,02% | 11,33% | 27,68% | 59,24% | 160,00% |
| CATERPILLAR INC. DL 1 | 19,8 | 2,10% | 24,33 | 22,51% | 1,02% | 7,38% | 1,83% | -10,07% | 29,22% | 60,86% | 141,19% |
| FIELMANN AG AKTIEN O.N. | 29,69 | 2,98% | 18,37 | -7,90% | 7,37% | 8,51% | -3,70% | -4,38% | -9,87% | 7,75% | -1,58% |
| HANNOVER RUECK SE NA O.N. | 15,86 | 3,80% | 19,64 | 25,79% | 3,73% | 5,71% | 12,68% | 6,43% | 25,59% | 36,93% | 67,57% |
| TAIWAN SEMICON.MANU.ADR/5 | 25,86 | 1,86% | 33,39 | 16,31% | 2,94% | 7,53% | 0,60% | 5,41% | 32,57% | 200,71% | 273,34% |
| ROSS STRS INC. DL-,01 | 25,33 | 1,01% | 28,91 | 4,29% | 5,66% | 10,81% | 1,45% | -3,51% | 28,86% | 16,57% | 87,68% |
| DISNEY (WALT) CO. | 69,54 | 0,00% | 27,91 | 4,78% | 3,92% | 0,98% | 1,79% | 0,50% | 41,58% | 50,21% | 83,27% |
| BB BIOTECH NAM. SF 0,20 | 10,14 | 4,98% | 26,29 | 12,21% | -0,26% | 0,53% | -8,29% | 3,04% | 25,49% | 31,78% | 82,51% |
| NOVARTIS NAM. SF 0,50 | 13,04 | 4,01% | 14,6327 | | 0,59% | 0,44% | 0,93% | 12,76% | -0,55% | -2,67% | 26,30% |
| META PLATF. A DL-,000006 | 22,77 | 0,00% | 27,8 | 30,82% | 5,50% | 2,80% | -3,77% | 12,46% | 18,46% | 126,52% | 172,38% |
| UTD.INTERNET AG NA | 14,11 | 1,57% | 21,41 | -1,25% | 6,65% | 1,89% | -3,46% | -4,17% | 10,46% | -10,34% | -6,50% |
| DUERR AG AKTIEN O.N. | 22,67 | 1,61% | 31,87 | 16,23% | -0,72% | 6,18% | -7,75% | 10,85% | 43,78% | 23,12% | 16,79% |
| JOHNSON + JOHNSON DL 1 | 16,62 | 2,60% | 15,14 | 11,73% | 0,04% | 2,44% | -3,95% | 1,26% | 19,28% | 13,13% | 36,79% |
| SIXT SE VZO O.N. | 26,35 | 1,42% | 33,03 | 64,46% | 10,28% | 25,03% | 36,22% | 33,15% | 114,30% | 52,50% | 142,33% |
| 3M CO. DL-,01 | 18,22 | 3,29% | 18,72 | 10,18% | 1,49% | 2,25% | -6,13% | -6,55% | 13,68% | -7,41% | 4,90% |
| RECKITT BENCK.GRP LS -,10 | 20,34 | 2,95% | 24,64 | -6,27% | -0,14% | 5,58% | 5,26% | -8,50% | -11,17% | -3,85% | -12,26% |
| GEBERT AG NA DISP. SF-10 | 33,51 | 1,87% | 16,3552 | | 0,17% | -1,64% | 1,01% | 14,47% | 26,59% | 86,60% | 77,89% |
| ALTRIA GRP INC. DL-,333 | 9,66 | 7,90% | 23,01 | 17,08% | 2,12% | -2,01% | -2,50% | -3,15% | 23,61% | -31,14% | -32,41% |
| ANHEUSER-BUSCH INBEV | 21,28 | 1,37% | 25,16 | -9,54% | -1,31% | 7,34% | -0,61% | -11,29% | 9,25% | -21,97% | -48,17% |
| COLGATE-PALMOLIVE DL 1 | 23,88 | 2,37% | 15,68 | -3,21% | 2,03% | 4,83% | 0,90% | -0,71% | -4,16% | 27,41% | 7,62% |
| GILEAD SCIENCES DL-,001 | 9,34 | 4,22% | 20,01 | 23,81% | 2,16% | -1,31% | -2,12% | 3,45% | 13,70% | -6,02% | -11,98% |