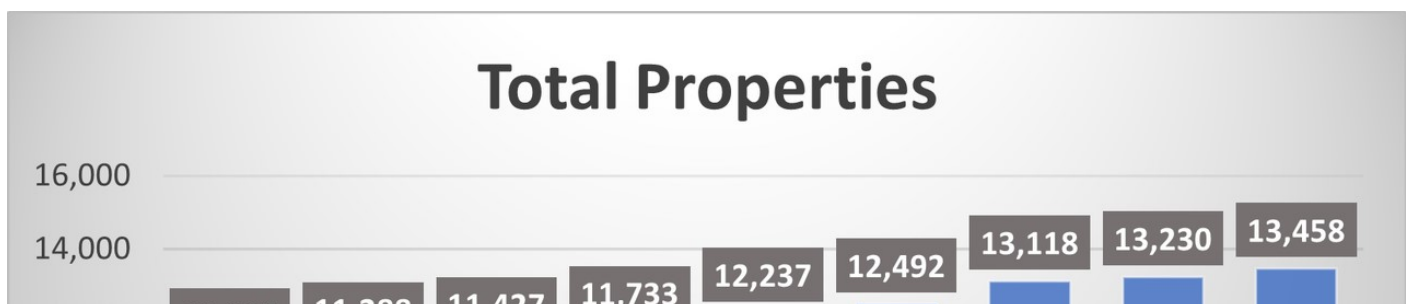
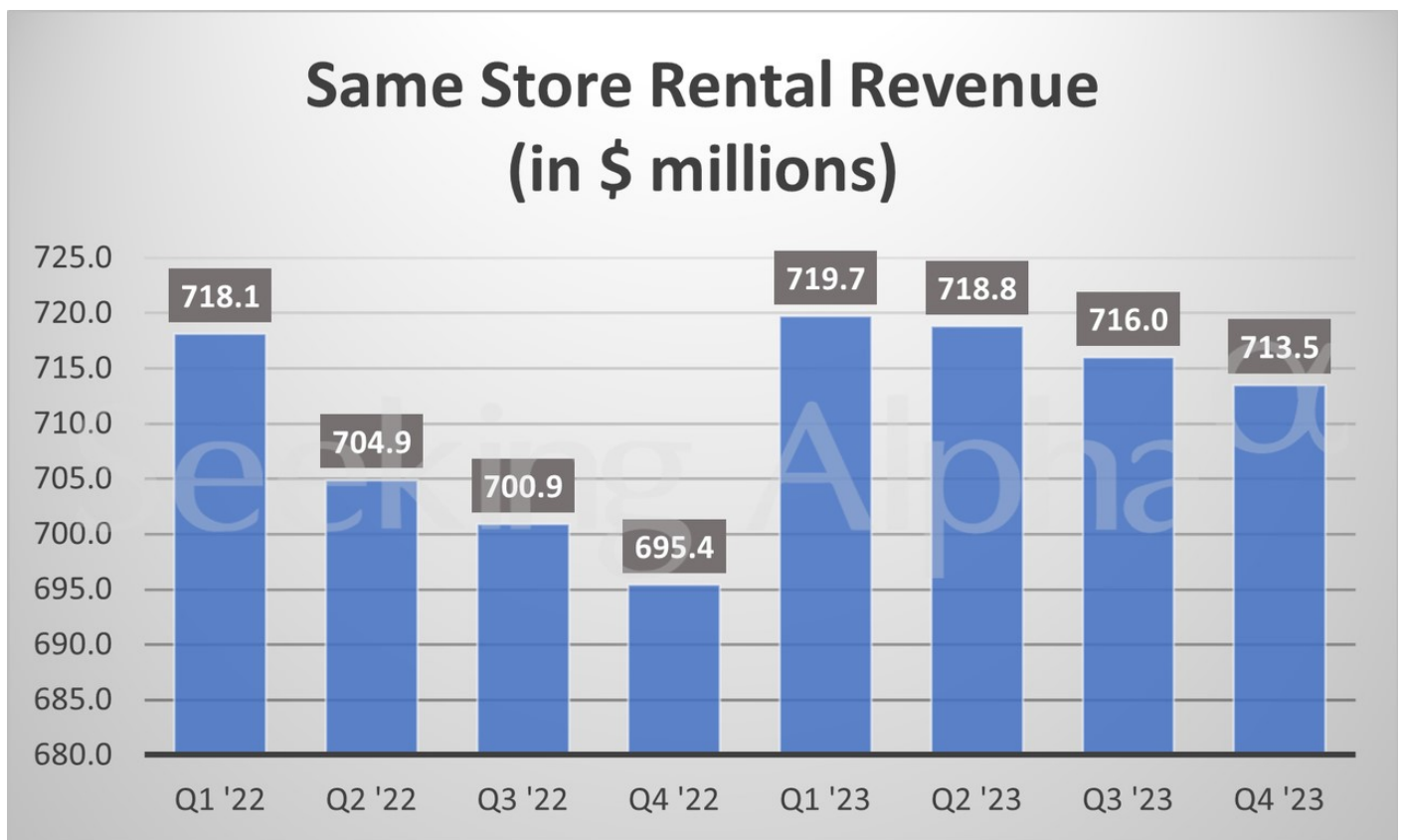
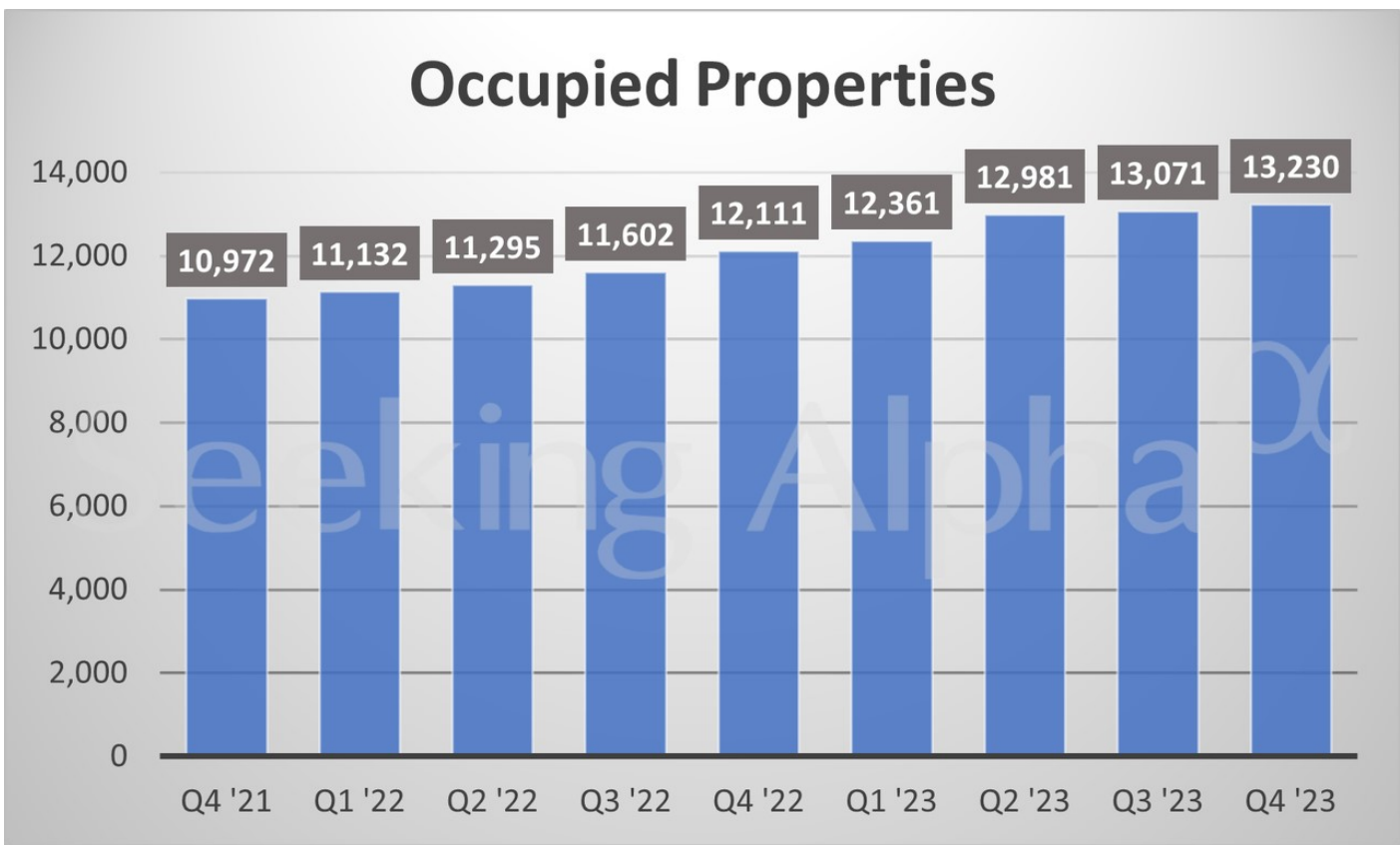
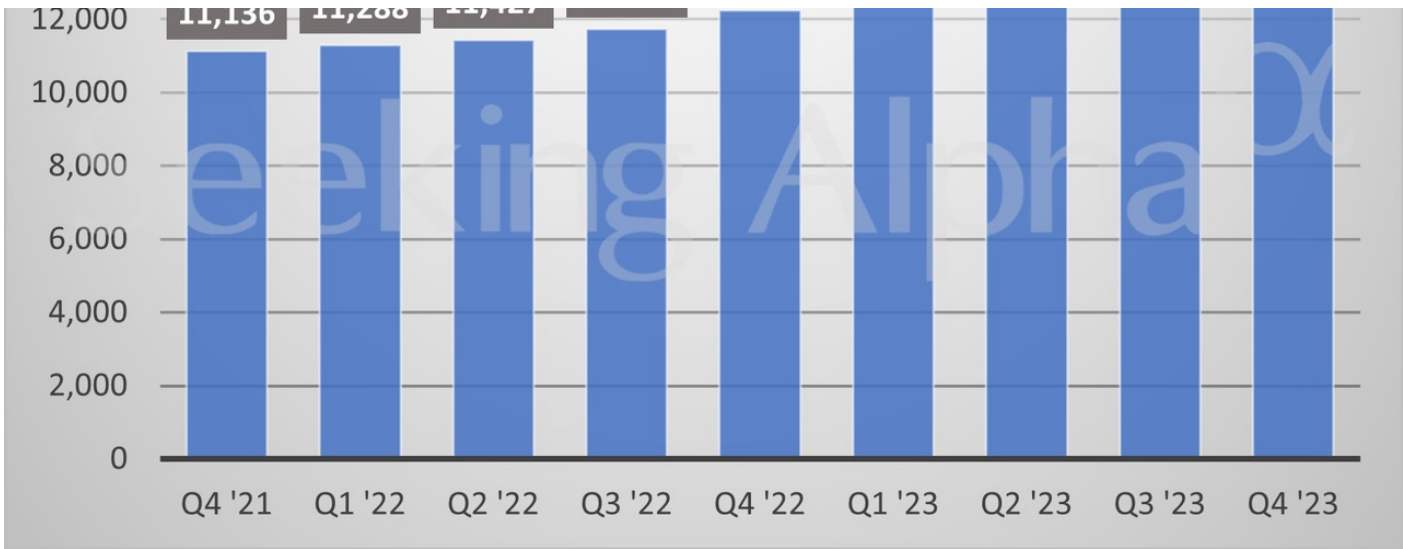


Realty Income in charts: Portfolio occupancy dips in Q4

Feb. 20, 2024 4:57 PM ET | Realty Income Corporation (O) Stock | By: Brian Stewart, SA News Editor | 11 Comments

Metrics	Same store rental revenue (in \$ millions)	Q/Q change	Y/Y change	Portfolio Occupancy	Total Properties	Q/Q change	Y/Y change	Occupied Properties	Q/Q change	Y/Y change
Q4 '23	713.5	-0.3%	2.6%	98.6%	13,458	1.7%	10.0%	13,230	1.2%	9.2%
Q3 '23	716.0	-0.4%	2.2%	98.8%	13,230	0.9%	12.8%	13,071	0.7%	12.7%
Q2 '23	718.8	-0.1%	2.0%	99.0%	13,118	5.0%	14.8%	12,981	5.0%	14.9%
Q1 '23	719.7	3.5%	0.2%	99.0%	12,492	2.1%	10.7%	12,361	2.1%	11.0%
Q4 '22	695.4	-0.8%	14.3%	99.0%	12,237	4.3%	9.9%	12,111	4.4%	10.4%
Q3 '22	700.9	-0.6%	15.6%	98.9%	11,733	2.7%	67.3%	11,602	2.7%	67.4%
Q2 '22	704.9	-1.8%		98.9%	11,427	1.2%		11,295	1.5%	
Q1 '22	718.1	18.1%		98.6%	11,288	1.4%		11,132	1.5%	
Q4 '21	608.2	0.3%		98.5%	11,136	58.8%		10,972	58.3%	
Q3 '21	606.4			98.8%	7,012			6,932		





More on Realty Income

[Realty Income: Spirit Realty Capital Deal Adds To Valuation Headwinds](#)

[Realty Income: Looking Attractively Valued And Generating Options Premium](#)

[Realty Income: Time To Chill As Bond Yields Stage A Resurgence \(Rating Downgrade\)](#)

[Realty Income Q4 beats, FFO misses, and 2024 guidance comes in slightly soft](#)

[Realty Income more earnings info](#)

Comments (11)

Sort by Newest ▼

S

straightV

Yesterday, 6:10 PM

Investing Group Comments (171) | + Follow

Sensational headline. I expected more than 0.2%. Not material given the occupied properties trend. This additional capacity came with the acquisition and it is a good thing... Growth.

[Reply](#) [Like \(4\)](#)



Trade4ALiving

Yesterday, 6:02 PM

Investing Group Comments (227) | + Follow

This just posted too discussing: [seekingalpha.com/...](https://seekingalpha.com/)

[Reply](#) [Like](#)

C

cyclingscholar

Yesterday, 5:43 PM

Investing Group Comments (370) | + Follow

As long as we have Gravity, real estate will have a role to play in portfolios.

[Reply](#) [Like \(4\)](#)



DividendGangsta

Yesterday, 5:32 PM

Investing Group Comments (691) | + Follow

YAWN!...Still very long on O. Been long O for almost 2 decades and I add more when the opportunity presents itself. Keep on DRiP'n!

[Reply](#) [Like \(1\)](#)

J

JGI

Yesterday, 5:13 PM

Comments (172) | + Follow

Hell of a dip - 0.2%. Call me crazy but I am staying long 😊

[Reply](#) [Like \(14\)](#)



Mangoose

Yesterday, 6:00 PM

Premium Comments (36) | + Follow

@JGI seriously it's barely even worth mentioning since it just seems like they haven't filled their newly gained properties yet. Q323 13,230 available properties but only 13,071 occupied. Q423 occupancy of 13,230 has just filled to their previous maximum. If they haven't occupied the remaining 228 properties by next quarter then we can be concerned about "occupancy dip"

Reply Like (1)

J

JGI

Today, 1:22 AM

Comments (172) | + Follow

@Mangoose I would only be concerned if it would continuously drop or goes well below the 98% level for more than a quarter or two. These are normal fluctuations in a portfolio like this.

Reply Like

S

SteveInAtlanta

Yesterday, 5:11 PM

Premium Comments (414) | + Follow

Occupancy dips? I don't see that in the data table or bar charts.

Reply Like

D. C.

The Dividend Collectuh

Yesterday, 5:17 PM

Analyst Premium Investing Group Comments (4.86K) | + Follow

@SteveInAtlanta dipped from 98.8% to 98.6%. Just slightly

Reply Like (6)

D

da_smirk

Yesterday, 5:30 PM

Investing Group Comments (192) | + Follow

@The Dividend Collectuh why not 'tumble' or 'crashes'

Reply Like (5)

B

bigjuicy

Yesterday, 7:28 PM

Investing Group Comments (584) | + Follow

[@da_smirk](#) you forgot "plummets". Thats always a nice click bait headline.

 Reply  Like (2)