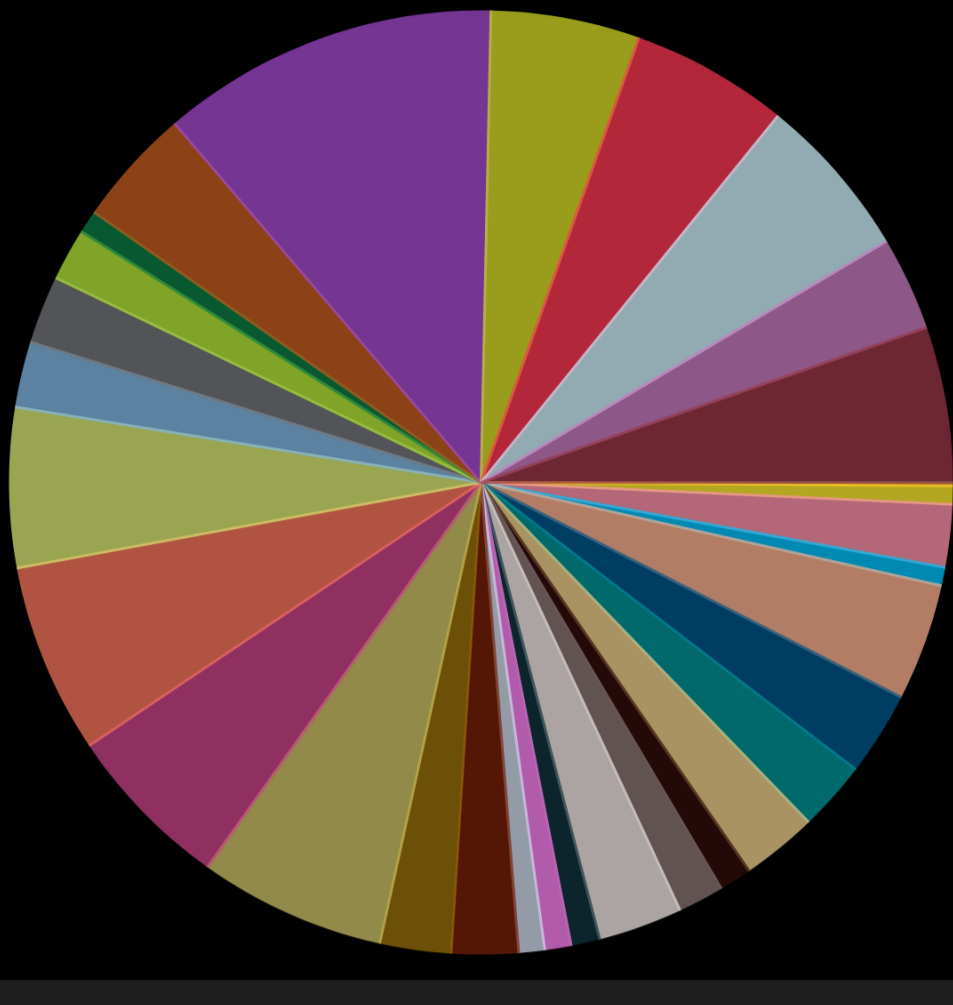































Gewichtung nach Dividende



Name

Anteil

	Allianz	11.59 %
	DHL Group	6.51 %
	Shell Plc	6.40 %
	United Parcel Service	5.75 %
	Johnson & Johnson	5.62 %
	AbbVie Inc	5.46 %
	Texas Instruments	5.41 %
	Home Depot	5.33 %
	BlackRock Funding Inc.	5.10 %
	McDonalds	4.05 %
	Bristol-Myers Squibb	4.01 %
	UnitedHealth	3.21 %
	Amgen	2.89 %
	Snap-on	2.88 %
	Itochu	2.60 %
	Novo Nordisk Class B	2.43 %
	Fastenal	2.39 %
	Broadcom	2.33 %
	LVMH Moet Hennessy Louis Vuitton	2.28 %
	Nike	2.25 %
	Kroger Co	2.15 %
	ASML NV	1.78 %
	Deere & Co	1.57 %
	Caterpillar	1.11 %
	Automatic Data Processing	0.98 %
	MSCI Inc	0.90 %
	Rollins Inc	0.89 %
	Alphabet A	0.77 %
	Visa	0.63 %
	Ferrari	0.62 %
	Texas Roadhouse	0.09 %
	UBS	0.03 %