

Do My Online Course and How to Handle NURS FPX 4015 (Quality and Safety in Nursing)

First Keyword Explained: [Do My Online Course](#)

A lot of students in nursing programs feel stressed, overworked, or stuck. That's why many end up searching for ways to "pay someone to do my online course."

But here's the truth in simple terms:

- 👉 Yes, nursing school is hard.
- 👉 Yes, deadlines pile up.
- 👉 But letting someone else take your class for you is **risky and unethical**.

Instead of looking for shortcuts, the smarter approach is to find the **right kind of support**—like guides, study help, breakdowns, and tutoring. This way, you stay on track, learn the skills, and **earn your success** the honest way.

Now let's break down all the assessments in **NURS FPX 4015: Quality and Safety in Nursing Practice** in simple terms.


[NURS FPX 4015 Assessment 1](#) – *Collaboration and Teamwork Reflection*

What it's about:

You reflect on a time you worked with others in a healthcare setting. It's all about **teamwork** and how well nurses collaborate to improve care.

What you should include:

- A story or situation where you worked with others
- What went well or didn't go well
- What you learned about communication and safety
- How it impacted patient care

 In plain words:

You're telling a real-life story about working with other healthcare workers, then explaining how it helped or challenged patient safety.

NURS FPX 4015 Assessment 2 – Root Cause Analysis and Safety Improvement Plan

What it's about:

You pick a safety issue (like medication errors or infections), then look deeply into **why it happened** and how to fix it.

What you should include:

- The **root cause** of the problem (what's really behind it?)
- A plan to stop it from happening again
- Team involvement and communication
- Evidence-based strategies to improve safety

 In plain words:

You're acting like a detective—finding the **real cause** behind a safety problem and making a smart, realistic plan to fix it.


NURS FPX 4015 Assessment 3 – Improvement Plan in Action

What it's about:

This is where you **put your safety improvement plan into action** (or explain how it could be done in real life).

What you should include:

- How the plan works in practice
- Resources, staff roles, and tasks
- What challenges you might face
- Tools to measure if the plan is working

 In plain words:

You're turning your plan into a step-by-step action guide, showing how a nursing team could follow it in real life.


✓ [NURS FPX 4015 Assessment 4](#) – *Patient, Family, or Population Problem Solution*

What it's about:

You choose a real health issue affecting patients, families, or groups (like high blood pressure or mental health), then **find a research-based solution**.

What you should include:

- The health problem and who it affects
- Why it matters (statistics, evidence)
- A solution supported by research
- How nurses can lead the change

 In plain words:

You're choosing a real problem in healthcare and giving a smart, research-based solution that **nurses can lead**.

✓ [NURS FPX 4015 Assessment 5](#) – *Presentation of Improvement Plan*

What it's about:

This is your **final project** where you present your safety improvement plan in a professional way—usually as a PowerPoint or video.

What you should include:

- A summary of the problem and root cause
- Your full improvement plan
- Expected results or outcomes
-