



■ FT G1.Total Ret.USD A acc

Aktuelle Daten	
Letzter NAV (am):	22.56 (12.08.)
Veränd. (%):	-0.01 (-0.04%)

Performance Daten	
Performance 1M:	+2.36%
Performance 1J:	+19.87%
Sharpe Ratio:	2.30

Stammdaten	
Wertpapiertyp:	Einzelfond
Hauptkategorie:	Anleihen
Unterkategorie:	Anleihen gemischt
Anlageregion:	Global
Erstausgabedatum:	2003-08-29
Fondsvolumen:	USD 9247M
Ausschüttungstyp:	Thesaurierend
Ausgabeaufschlag:	3.00%
Verwaltungsgebühr:	0.75% p.a.
Mind. Kaufvolumen:	USD 5000
Bankverbindung:	UniCredit Bank Austria AG
Fondsmanager:	Dr. Michael Hasenstab



■ FT G1.Total Ret.USD A acc

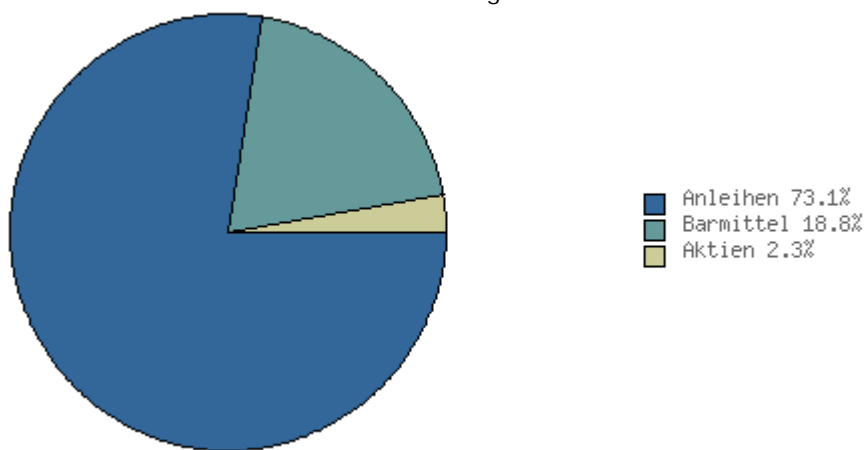
Performance: Von 29.08.2003 bis 12.08.2010: +125.6%

	1M	3M	6M	lfd. Jahr	1J	3J	5J
Performance:	+2.36%	+0.67%	+7.58%	+8.78%	+19.87%	+47.55%	+79.90%
Volatilität:	5.57%	10.41%	9.86%	9.49%	8.21%	9.17%	7.77%
Sharpe Ratio:	5.45	0.16	1.51	1.44	2.30	1.43	1.52
pos. Monate (%):	100.00%	100.00%	83.33%	87.50%	91.67%	77.78%	73.33%
Benchmark Outperformance:	+0.87%	-1.74%	+3.09%	+2.28%	+10.30%	+33.00%	+63.75%
Monate outperformed (%):	-	-	-	-	-	-	-
maximum Drawdown:	-1.10%	-6.37%	-7.60%	-7.60%	-7.60%	-17.07%	-17.07%
Beta:	-	-	-	-	-	-	-

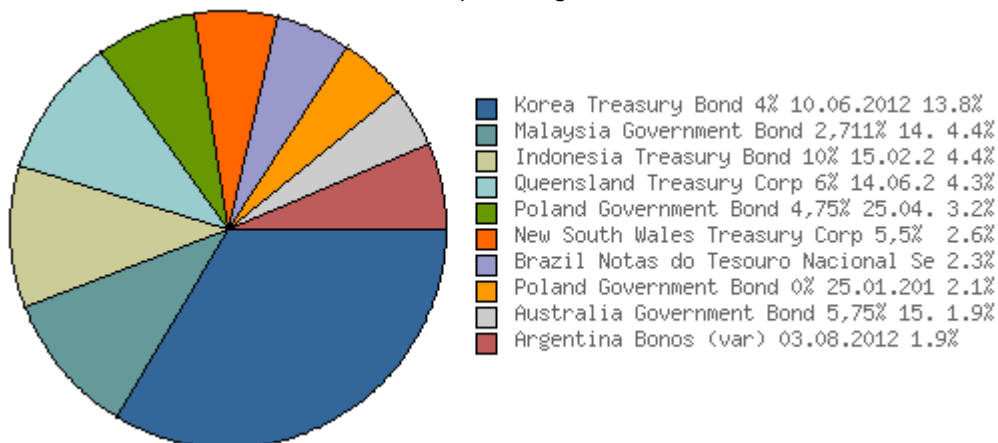
	2010	2009	2008	2007	2006	2005	2004	2003
Jan	+0.39%	+2.83%	+3.32%	-0.41%	+4.44%	-1.26%	+0.09%	
Feb	+2.11%	-9.01%	+2.36%	+0.76%	+0.62%	+2.15%	+1.09%	
Mär	+4.70%	+6.60%	-0.36%	+1.72%	-0.31%	-2.88%	+0.63%	
Apr	+1.84%	+8.06%	+0.06%	+2.97%	+3.85%	-0.40%	-2.85%	
Mai	-4.37%	+5.61%	-1.54%	+1.97%	-0.67%	-0.56%	-0.37%	
Jun	+0.09%	+0.73%	-3.62%	-0.52%	-1.49%	-0.32%	+0.09%	
Jul	+3.82%	+5.50%	+1.69%	+0.39%	+2.20%	+0.33%	+0.55%	
Aug	+0.13%	+0.85%	+0.49%	-2.51%	+0.82%	-0.08%	+2.01%	
Sep		+4.64%	-6.92%	+5.42%	+0.22%	-0.24%	+2.78%	+4.90%
Okt		+1.11%	-3.55%	+2.26%	+2.71%	-0.81%	+3.05%	-0.57%
Nov		+1.40%	+0.20%	-2.39%	+2.36%	+0.08%	+5.24%	+1.34%
Dez		+1.97%	+5.71%	+0.44%	+1.12%	+1.56%	+2.17%	+4.45%
Gesamt	+8.78%	+33.46%	-2.75%	+10.28%	+16.85%	-2.52%	+15.22%	+10.40%

****	Templeton Global Total Return USD A acc	ISIN: LU0170475312	WKN: 812925	KAG: Franklin Templeton
------	--	-----------------------	----------------	-------------------------

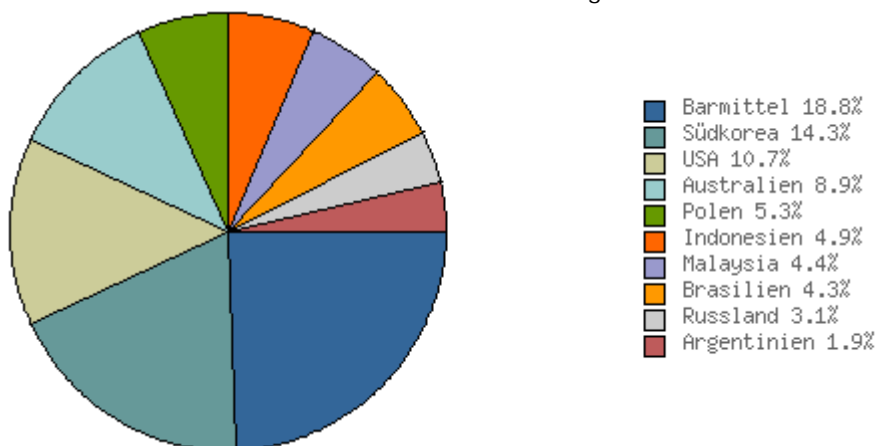
Anlagearten



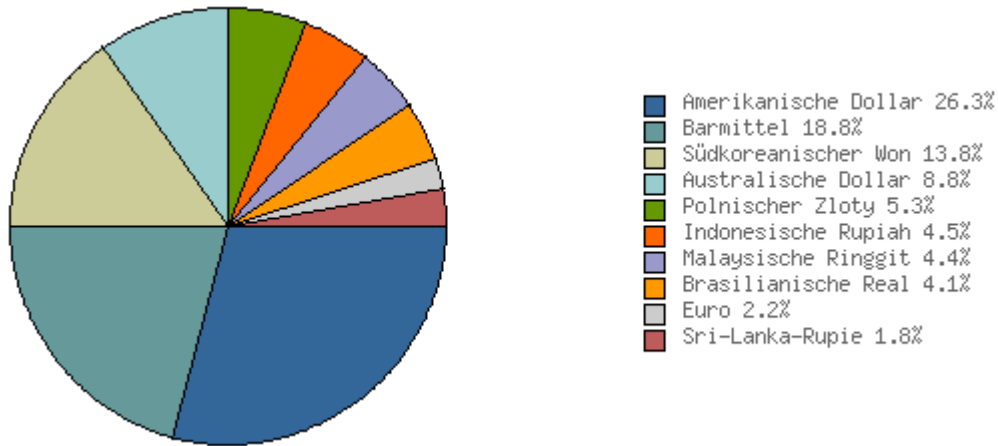
Top Holdings



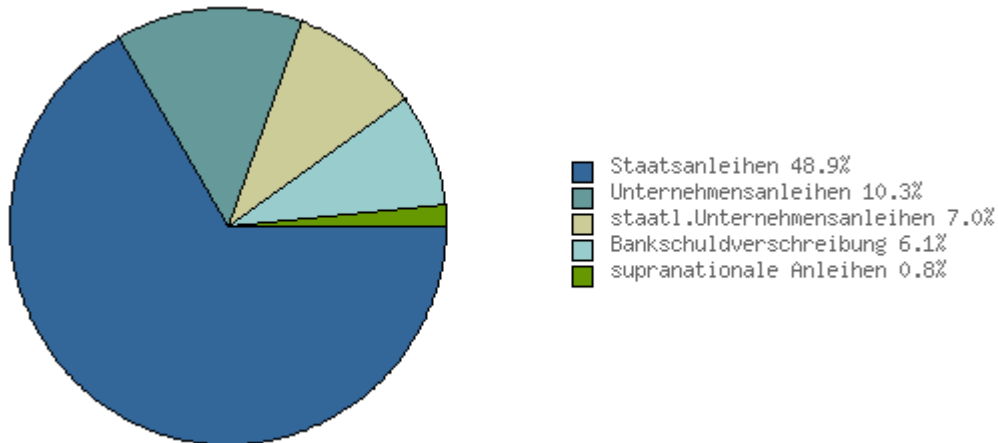
Länderverteilung



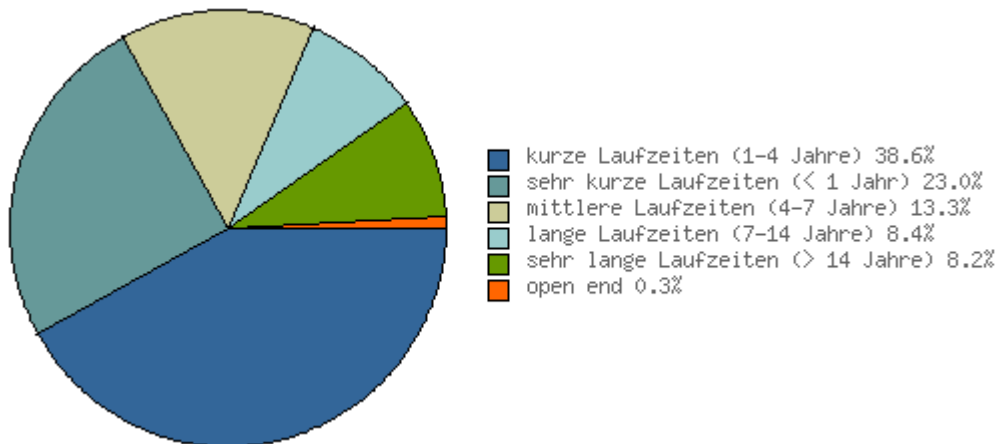
Währungen



Emittenten



Laufzeiten



Ratings

