

iShares MSCI ACWI Index Fund

All data as of September 30, 2010



Fund Description

The iShares MSCI ACWI Index Fund seeks investment results that correspond generally to the price and yield performance, before fees and expenses, of the MSCI All Country World Index ("the Index").

Index Description

The Index has been developed by MSCI Inc. as an equity benchmark for global stock performance. It is a capitalization-weighted index that aims to capture 85% of the (publicly available) total market capitalization. Component companies are adjusted for available float and must meet objective criteria for inclusion to the Index, taking into consideration unavailable strategic shareholdings and limitations to foreign ownership. MSCI reviews its indexes quarterly.

Fund Performance History as of September 30, 2010

	Quarter	1 Year	3 Year	5 Year	10 Years	Since Fund Inception
Fund	14.37%	8.06%	n/a	n/a	n/a	-4.43%
Index	14.34%	8.42%	-7.42%	2.40%	1.40%	-4.76%
After Tax Held	n/a	7.65%	n/a	n/a	n/a	-4.62%
After Tax Sold	n/a	5.39%	n/a	n/a	n/a	-3.79%
Market Price Returns	14.87%	7.69%	n/a	n/a	n/a	-4.48%

The performance quoted represents past performance and does not guarantee future results. Investment return and principal value of an investment will fluctuate so that an investor's shares, when sold or redeemed, may be worth more or less than the original cost. Current performance may be lower or higher than the performance quoted. Performance data current to the most recent month end may be obtained by calling toll-free 1-800-iShares (1-800-474-2737) or by visiting www.iShares.com.

After Tax Held Returns represent return after taxes on distributions. Assumes shares have not been sold. After Tax Sold Returns represent the return after taxes on distributions and the sale of fund shares. Returns are average annualized total returns, except those for periods of less than one year, which are cumulative. Market returns are based upon the midpoint of the bid/ask spread at 4:00 PM Eastern time (when NAV is normally determined for most iShares Funds), and do not represent the returns you would receive if you traded shares at other times.

Performance information for the Index assumes reinvestment of all income and excludes management fees, transaction costs and expenses. After-tax returns are calculated using the historical highest individual federal marginal income tax rates and do not reflect the impact of state and local taxes. Actual after-tax returns depend on the investor's tax situation and may differ from those shown. The after-tax returns shown are not relevant to investors who hold their fund shares through tax-deferred arrangements such as 401(k) plans or individual retirement accounts.

Fund Details

Ticker	ACWI
Inception Date	03/26/08
Management Fees	0.35%
Acquired Fund Fees & Expenses [†]	0.00%
Total Annual Fund Operating Expenses	0.35%
IOPV Ticker	ACWI.IV

IOPV, or Indicative Optimized Portfolio Value, is a calculation disseminated by the stock exchange that approximates the Fund's NAV every fifteen seconds throughout the trading day.

CUSIP	464288257
Stock Exchange	NASDAQ
Net Assets	\$1.32 Billion
Price To Earnings	18.70
Price To Book	3.15
# of Holdings	919
Beta vs S&P 500	1.01

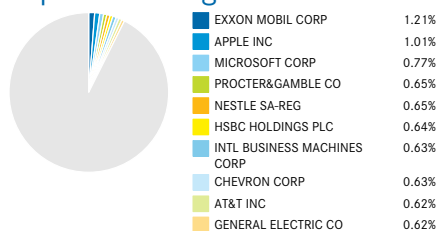
Beta is a measure of an investment's volatility relative to the market or an asset class. A beta above 1 is more volatile than the market, while a beta below 1 is less volatile. For stocks, the market is usually taken to be the S&P 500 index. Beta is sometimes referred to as systemic risk.

[†] "Acquired Fund Fees and Expenses" reflect the Fund's pro rata share of the indirect fees and expenses incurred by investing in one or more acquired funds, such as mutual funds, business development companies or other pooled investment vehicles. Acquired Fund Fees and Expenses are reflected in the prices of the acquired funds and thus included in the total returns of the Fund.

Index Characteristics

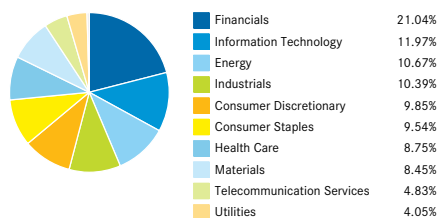
# of Holdings	2,410
Total Market Cap	\$2,295.15 Trillion

Top Ten Holdings



Holdings are subject to change.

Sector Breakdown

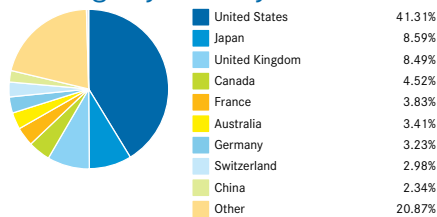


iShares MSCI ACWI Index Fund

All data as of September 30, 2010



Holdings by Country



Other countries include: Brazil 2.04%, Spain 1.57%, Korea (South) 1.46%, Hong Kong 1.32%, Netherlands 1.29%, Taiwan 1.26%, Sweden 1.25%, Italy 1.20%, India 1.10%, South Africa 1.02%, Russian Federation 0.86%, Singapore 0.64%, Mexico 0.60%, Finland 0.51%, Indonesia 0.48%, Denmark 0.37%, Netherlands Antilles 0.36%, Norway 0.34%, Belgium 0.34%, Israel 0.32%, Thailand 0.31%, Chile 0.28%, Luxembourg 0.24%, Turkey 0.24%, Austria 0.21%, Czech Republic 0.17%, Peru 0.17%, Philippines 0.14%, Poland 0.14%, Hungary 0.13%, Portugal 0.12%, Egypt 0.10%, Bermuda 0.09%, Colombia 0.08%, Ireland 0.07%, Greece 0.05%

Holdings are subject to change.

The iShares Funds ("Funds") are distributed by SEI Investments Distribution Co. ("SEI"). BlackRock Fund Advisors ("BFA") serves as the investment advisor to the Funds. BFA is a subsidiary of BlackRock Institutional Trust Company, N.A., neither of which is affiliated with SEI.

Investing involves risk, including possible loss of principal. International investments may involve risk of capital loss from unfavorable fluctuation in currency values, from differences in generally accepted accounting principles or from economic or political instability in other nations. Emerging markets involve heightened risks related to the same factors as well as increased volatility and lower trading volume.

Shares of iShares Funds are bought and sold at market price (not NAV) and are not individually redeemed from the Fund. Brokerage commissions will reduce returns.

MSCI and MSCI Index are servicemarks of MSCI Inc. and have been licensed for use by BlackRock Institutional Trust Company, N.A. The iShares Funds are not sponsored, endorsed, issued, sold or promoted by MSCI Inc. This company does not make any representation regarding the advisability of investing in the Funds. Neither SEI, nor BlackRock Institutional Trust Company, N.A., nor any of their affiliates, are affiliated with the company listed above.

Carefully consider the iShares Funds' investment objectives, risk factors and charges and expenses before investing. This and other information can be found in the Funds' prospectuses, which may be obtained by calling 1-800-iShares (1-800-474-2737) or by visiting www.iShares.com. Read the prospectus carefully before investing.

©2010 BlackRock Institutional Trust Company, N.A. All rights reserved. iShares® is a registered trademark of BlackRock Institutional Trust Company, N.A. All other trademarks, servicemarks or registered trademarks are the property of their respective owners.

Not FDIC Insured • No bank guarantee • May lose value

BLACKROCK

IS-1738-1209 iS-ACWI-F0610