

Summary of fund objective

The Fund aims to provide to Shareholders long-term total return growth from an actively managed, diversified portfolio investing primarily in higher yielding European debt securities and to a lesser extent, equities. For the full objectives and investment policy please consult the current prospectus. Name changed from Invesco Continental European Absolute Return Fund on 31/07/08.

Key facts



Paul Causer
Henley on Thames
Managed fund since
March 2006



Paul Read
Henley on Thames
Managed fund since
July 2008



Stephanie Butcher
Henley on Thames
Managed fund since
February 2012

Share class launch

March 2006

Original fund launch ¹

March 2006

Legal status

Luxembourg SICAV with UCITS status

Share class base currency

EUR

Fund size

EUR 947.30 mn

Ongoing charges

1.69% (31/08/12)

Reference index

Mstar GIF OS EUR Cautious Allocation

Bloomberg code

INVCEAA LX

ISIN code

LU0243957239

Settlement date

Trade Date + 3 Days

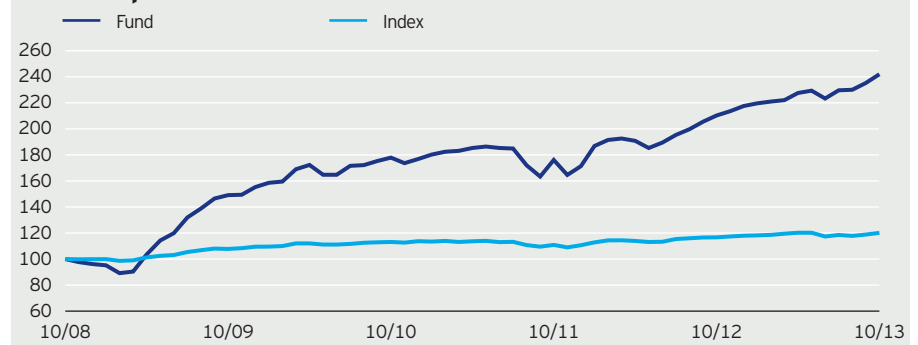
Morningstar Rating™

★★★★★

Quarterly fund commentary

European corporate bond and equity markets achieved strongly positive returns in the third quarter. Business sentiment and economic growth improved in Europe; however, expectations for US monetary policy remain a key market driver. The Federal Reserve's decision in September not to reduce quantitative easing was a boost. According to data from Merrill Lynch, European high yield bonds returned 4.2% over the period (€, total return). By comparison, euro investment grade corporate bonds returned 1.3% and Bunds 0.0%. Within investment grade, subordinated bank capital was relatively strong, with Tier 1 (the most subordinated debt in the bank's capital structure) returning 4.1%. The MSCI Europe equity index returned 9.1%. The bond element of the fund is diversified across sectors, with the largest element in high yield debt and smaller portions in investment grade and in government bonds. We think areas of the corporate bond market still offer value. In particular, we think structural and regulatory changes, combined with rising capital levels, should provide strong support for financials. We believe that the valuations on offer for European equities are attractive. Our focus is on stocks with strong cashflow generation and the ability to maintain or grow dividends.

Indexed performance*



Cumulative performance*

in %	YTD	1 year	3 years	5 years
Fund	11.22	15.07	36.01	141.98
Index	1.86	2.96	6.18	20.13

Annual performance*

in %	2012	2011	2010	2009	2008
Fund	26.98	-3.10	13.87	61.48	-30.25
Index	6.62	-2.72	3.87	9.60	-9.22

Standardised rolling 12 month performance**

in %	30.09.08	30.09.09	30.09.10	30.09.11	30.09.12
Fund	25.21	19.66	-6.81	25.78	14.49

The standardised past performance information is updated on a quarterly basis.

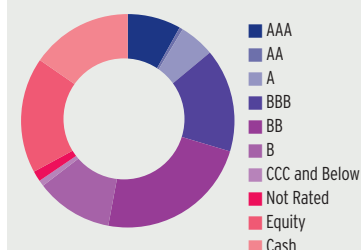
Past performance is not a guide to future returns.

* (Source: © 2013 Morningstar) Mid to mid, gross income re-invested to 31 October 2013 unless otherwise stated. The figures do not reflect the entry charge payable by individual investors. **Mid to mid, gross income re-invested to 30 September 2013. All performance data on this factsheet is in the currency of the share class. Reference Index Source: Morningstar. Please refer to Page 3 for Risk Warnings and Important Information.

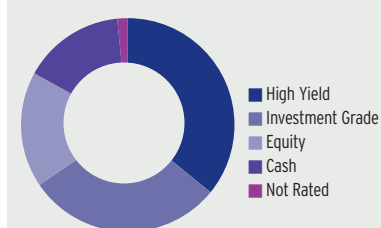
Invesco Pan European High Income Fund A-Acc. Shares

31 October 2013

Credit ratings of the fund in %*



Asset breakdown of the fund in %*



NAV and fees

Current NAV

EUR 17.64

12 month price high

EUR 17.64 (31.10.13)

12 month price low

EUR 15.33 (01.11.12)

Minimum investment ²

EUR 1,000

Entry charge

Up to 5.00%

Annual management fee

1.25%

Top 10 issuers*

(total holdings: 229)

in %

Federal Republic of Germany	7.6
Telefonica SA	2.5
Electricite de France SA	2.3
Koninklijke KPN NV	2.1
Caja de Ahorros y Pensiones de Barcelona	2.1
LBG Capital Holdings Ltd	1.9
RWE AG	1.8
Royal Bank of Scotland Group PLC	1.6
Portugal Telecom SGPS SA	1.5
UBS AG	1.5

Credit ratings*

(average rating: BBB-)

in %

AAA	8.1
AA	0.5
A	5.4
BBB	15.7
BB	23.3
B	11.7
CCC and Below	0.9
Not Rated	1.6
Equity	17.5
Cash	15.4

Asset breakdown*

in %

High Yield	35.9
Investment Grade	29.6
Equity	17.5
Cash	15.4
Not Rated	1.6

Invesco Pan European High Income Fund

A-Acc. Shares

31 October 2013

Risk Warnings

The value of investments and any income will fluctuate (this may partly be the result of exchange rate fluctuations) and investors may not get back the full amount invested. Debt instruments are exposed to credit risk which is the ability of the borrower to repay the interest and capital on the redemption date. Changes in interest rates will result in fluctuations in the value of the fund. The fund may hold a significant amount of debt instruments which are of lower credit quality and may result in large fluctuations of the value of the fund.

Important Information

¹ The original fund launch date in this factsheet is identical with the fund launch date on the KIID.

² The minimum investment amounts are: USD 1,500 / EUR 1,000 / GBP 1,000 / HKD 10,000 / JPY 120,000.
Please contact us or refer to the most up to date Prospectus for details of minimum investment amounts in other currencies.

Where Invesco has expressed views and opinions, these may change. If investors are unsure if this product is suitable for them, they should seek advice from a financial adviser. The distribution and the offering of the fund in certain jurisdictions may be restricted by law. Persons into whose possession this document may come are required to inform themselves about and to comply with any relevant restrictions. This does not constitute an offer or solicitation by anyone in any jurisdiction in which such an offer is not authorised or to any person to whom it is unlawful to make such an offer or solicitation. Persons interested in acquiring the fund should inform themselves as to (i) the legal requirements in the countries of their nationality, residence, ordinary residence or domicile; (ii) any foreign exchange controls and (iii) any relevant tax consequences. For the purposes of UK law, the fund is a recognised scheme under section 264 of the Financial Services & Markets Act 2000. The protections provided by the UK regulatory system, for the protection of Retail Clients, do not apply to offshore investments. Compensation under the UK's Financial Services Compensation Scheme will not be available and UK cancellation rights do not apply. The fund is available only in jurisdictions where its promotion and sale is permitted. Where securities are mentioned in this document they do not necessarily represent a specific portfolio holding and do not constitute a recommendation to purchase or sell. Please refer to the most up to date relevant fund and share class-specific Key Investor Information Document, the latest Prospectus and Annual or Interim Short Reports for more information on our funds. UK based investors should also refer to the relevant Supplementary Information Document. This information is available using the contact details shown. Issued in Jersey and Guernsey by Invesco International Limited, 2nd Floor, Orviss House, 17a Queen Street, St Helier, Jersey, JE2 4WD. Regulated by the Jersey Financial Services Commission. Issued in the UK by Invesco Global Investment Funds Limited, Perpetual Park, Perpetual Park Drive, Henley-on-Thames, Oxfordshire RG9 1HH, UK. Authorised and regulated by the Financial Conduct Authority. **Issued in Dubai for Professional Clients only** by Invesco Asset Management Limited, PO Box 506599, Building 5, Level 6, The Gate Precinct, Dubai, United Arab Emirates. Regulated by the Dubai Financial Services Authority.

Where an S&P Capital IQ fund grading is shown as at 31 October 2013, it represents an opinion only and should not be relied upon when making an investment decision. Past performance is not indicative of future results. Currency exchange rates may affect the value of investments. Copyright© 2013 McGraw-Hill International (UK) Limited (S&P), a subsidiary of The McGraw-Hill Companies, Inc. All rights reserved. © 2013 Morningstar. All rights reserved. The information contained herein: (1) is proprietary to Morningstar and/or its content providers; (2) may not be copied or distributed; and (3) is not warranted to be accurate, complete or timely. Neither Morningstar nor its content providers are responsible for any damages or losses arising from any use of this information.